

Consolidated Budget Status Report

Budget versus Commitments and Expenditures for Multiple Projects (thru 12/31/2014)

Budget vs. Commitments and Expenditures
as of 3-31-2023

School Name/Project Name	Total Budget	Total Commitments	% Budget Committed	Expenditures to Date	% Budget Spent	Remaining Balance	
Bubbling Wells MOD Design							
MEASURE E	1,000,000	71,006	7.1%	38,068	3.8%	961,932	
Cathedral City High School MOD Design							
MEAS E - 4,531,721 incl. \$2,031,721 from Fire Alarms Phase 2	4,531,721	4,531,721	100.0%	3,416,060	75.4%	1,115,661	
MEAS I = \$71,000,000	71,000,000	2,172,710	3.1%		0.0%	71,000,000	
ESSER III & School Facilities Program Grant = 21,000,000	21,000,000					21,000,000	
Total Budget	96,531,721	6,704,431		3,416,060		93,115,661	
Della S. Lindley MOD Design							
MEAS E - 1,623,563 incl. \$623,563 from Fire Alarm Phase 2	1,623,563	1,561,566	96.2%	1,268,727.46	78.1%	354,836	
MEAS I - \$18,250,000	18,250,000	162,385.00	0.9%	-	0.0%	18,250,000	
Total	19,873,563	1,723,951.00		1,268,727.46		18,604,836	
DLA 500 Building							
Measure E - \$1,200,000	1,200,000	1,200,000	100.0%	1,200,000	100.0%	-	
Developer Fees - \$11,300,000	11,300,000	10,852,126	96.0%	5,919,087	52.4%	5,380,913	
	12,500,000	12,052,126.00		7,119,087.00		5,380,913	
Facilities Master Plan							
MEASURE E	450,000	335,520	74.6%	327,282	72.7%	122,718	
James Workman MOD							
Measure E	9,410,000	2,764,194	29.4%	2,233,929	23.7%	7,176,071	
Fund 40 - OPSC Closed-Out Project Reimbursements	19,540,000	-		-		19,540,000	
Developer Fees - New Classroom Building only	21,000,000.00	1,024,683	4.9%	391,361	1.9%	20,608,639	
Total	49,950,000	3,788,877		2,625,290		47,324,710	
Landau MOD							
MEASURE E - incl. \$554,824 from Fire Alarms PH 2	2,004,537	2,004,537	100.0%	1,613,161	80.5%	391,376	
MEASURE I	36,960,287	1,079,015	2.9%	385,393	1.0%	36,574,894	
Total	38,964,824	3,083,552		1,998,554		36,966,270	
Nellie Coffman Locker Room Upgrades							
MEASURE E	2,000,000	1,946,821	97.3%	206,931	10.3%	1,793,069	
Palm Spring HS CR900&901 Upgrade							
MEASURE E	379,901	379,901	100.0%	323,443	85.1%	56,458	
Palm Springs HS Seismic							
MEASURE E	\$1.2 million was moved to DLA 500 BLDG \$170,000 to PROP39 PSHS BB Lights, 3 Million to FB for re-distribution	33,936,009	99.8%	33,836,518	99.6%	152,378	
Palm Springs High School Locker Room HVAC							
MEASURE E	1,499,000	385,000	25.7%	169,290	11.3%	1,329,710	
Sunny Sands MOD Design							
MEAS E - \$1,591,309 incl. \$591,309 from Fire Alarms Phase 2	1,868,627	1,868,627	100.0%	1,601,131	85.7%	267,496	
MEAS I - \$38,215,000	37,937,312	1,364,167	3.6%	266,249	0.7%	37,671,063	
School Facilities Project Grant - TK Design grant	292,460	227,830	77.9%	94,884	32.4%	197,576	
	40,098,399	3,460,624	8.6%	1,962,264	4.9%	38,136,135	
Measure E	Totals	59,956,245	50,984,901	85.0%	46,234,540	77%	13,721,704
Measure I	Totals	164,147,599	4,778,277	2.9%	651,642	0%	163,495,958
Other funding sources	Totals	73,132,460	12,104,639	16.6%	6,405,333	9%	66,727,127

EXPENDITURE WORKSHEET

Detailed Listing of Project Expenditures (SAB 184a)

School District:	County:	Project Number:	Report Number:
Palm Springs Unified School District	Riverside	Project Name: Cathedral City High School - CCHS MOD (CCHS MOD)	

Project Warrant Report (SAB 184a)

Date	Payee	Warrant Number	Fund Code	Object Code	Site (A)	Planning (B)	Construction (C)	Testing (D)	Inspection (E)	Furn' & Equip' (F)	Description / Purpose
08/16/23	Orbach Huff & Henderson, LLP	14562701	21	5810		661.50					legal services - July 2023
09/25/23	Orbach Huff & Henderson, LLP	14598294	21	5810		661.50					legal services - August 2023
08/11/23	DLR Group /Baker Nowicki	14558477	21	6210		35,239.75					Constr. Documents 95% complete
09/13/23	DLR Group /Baker Nowicki	14586913	21	6210		35,239.75					Constr. Documents 97.5% complete
Totals						-	-	-	-	-	Total Project Costs: 71,802.50



Project Status

Budget, Commitments, Expenditures, Construction, Funding (thru 9/30/2023)

Cathedral City High School - CCHS MOD (CCHS MOD)

Summary Status

Description	Budgeted	Committed	Expended
Site Cost	-	-	-
Soft Cost	8,719,900	6,704,431	3,416,060
Hard Cost	82,165,000	-	-
Contingency	5,646,204	-	-
Total	96,531,104	6,704,431	3,416,060
Budgeted Hard Cost 85.1%			

Budget Status

Initial Amount	73,500,000
Approved Changes	23,031,104
Pending Changes	-
Total	96,531,104
Budgeted Contingency 5.8%	

Committed Status

Initial Contracted AMT	4,953,255	
Contract Changes	1,751,176	26.1%
Total	6,704,431	
Budget Committed 6.9%		

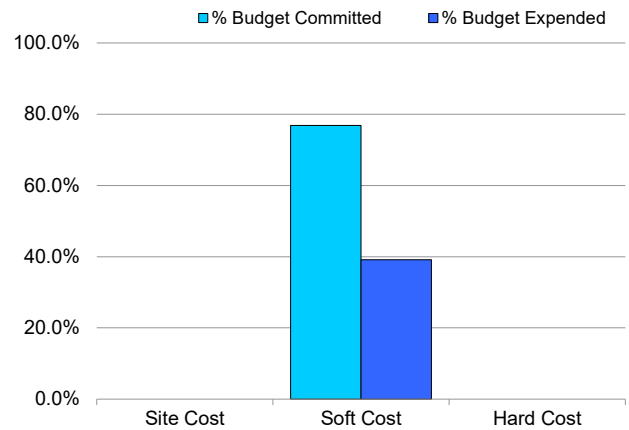
Expenditure Status

Paid	3,416,060
Total	3,416,060
Budget Expended 3.5%	

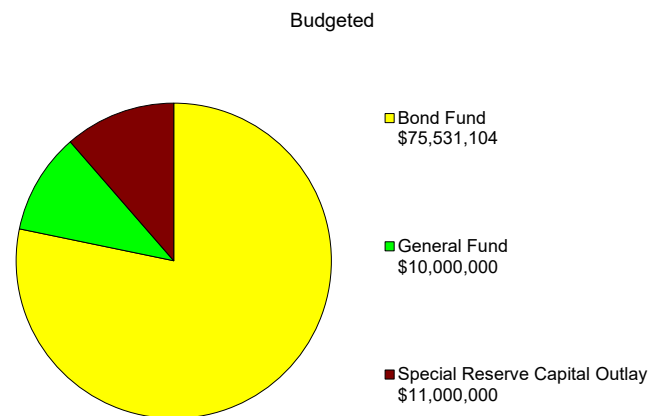
Construction Contract Status

No Construction to report.
Construction is budgeted to start in FY 23-24.

Progress



Funding Sources



General Fund = Esser Funding
Special Reserve = State funding

EXPENDITURE WORKSHEET

Detailed Listing of Project Expenditures (SAB 184a)

School District:	County:	Project Number:	Report Number:
Palm Springs Unified School District	Riverside	Project Name: Desert Learning Academy - DLA 500 BLDG (DLA 500 BLDG)	

Project Warrant Report (SAB 184a)

Date	Payee	Warrant Number	Fund Code	Object Code	Site (A)	Planning (B)	Construction (C)	Testing (D)	Inspection (E)	Furn' & Equip' (F)	Description / Purpose	
08/11/23	DLR Group /Baker Nowicki	14558476	25	6210		6,941.02					Constr. Admin. 72.15% complete	
09/13/23	DLR Group /Baker Nowicki	14586914	25	6210		6,941.01					Constr. Admin. 75.65% complete	
08/22/23	R.C. Construction Services INC	14566980	25	6270			328,336.73				Pay Application #8 Phase 2 Construction	
08/22/23	PACIFIC WESTERN BANK	14566981	25	6270			17,280.88				Escrow for Pay Application #8	
09/27/23	R.C. Construction Services INC	14601398	25	6270			440,519.43				Pay Application #9 Phase 2 Construction	
08/16/23	5M Contracting	14562680	25	6298			13,950.00				Asbestos Abatement Services	
08/16/23	EARTH SYSTEMS PACIFIC FORMERLY EARTH SYSTEMS SOUTHWEST	14562679	25	6280				1,445.00			Testing and Inspection - July 2023	
09/19/23	EARTH SYSTEMS PACIFIC FORMERLY EARTH SYSTEMS SOUTHWEST	14592292	25	6280				4,255.00			Testing and Inspection - August 2023	
08/22/23	STEPHEN PAYTE DSA INSPECTIONS, INC.	14566979	25	6290					13,536.00		DSA Inspections - July 2023	
09/19/23	STEPHEN PAYTE DSA INSPECTIONS, INC.	14592314	25	6290					15,980.00		DSA Inspections - August 2023	
					Totals	-	13,882.03	800,087.04	5,700.00	29,516.00	-	Total Project Costs: 849,185.07



Project Status

Budget, Commitments, Expenditures, Construction, Funding (thru 9/30/2023)

Desert Learning Academy - DLA 500 BLDG (DLA 500 BLDG)

Summary Status

Description	Budgeted	Committed	Expended
Site Cost	-	-	-
Soft Cost	1,572,783	1,528,101	1,298,646
Hard Cost	10,881,379	10,524,025	5,820,441
Contingency	45,838	-	-
Total	12,500,000	12,052,126	7,119,087
Budgeted Hard Cost		87.1%	

Budget Status

Initial Amount	5,200,000
Approved Changes	7,300,000
Pending Changes	-
Total	12,500,000
Budgeted Contingency	0.4%

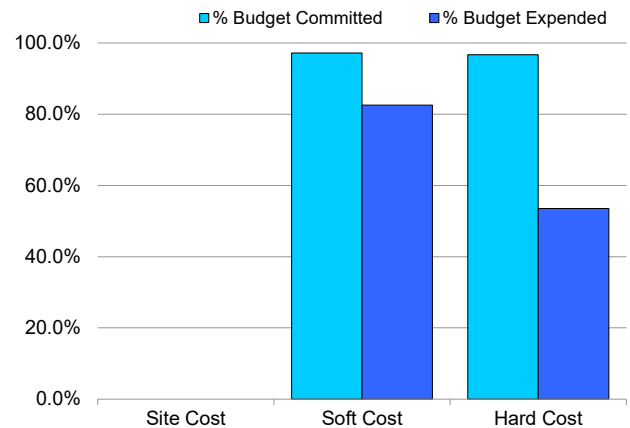
Committed Status

Initial Contracted AMT	11,753,455	
Contract Changes	229,299	1.9%
Unencumbered Contract AMT	69,371	
Total	12,052,126	
Budget Committed	96.4%	

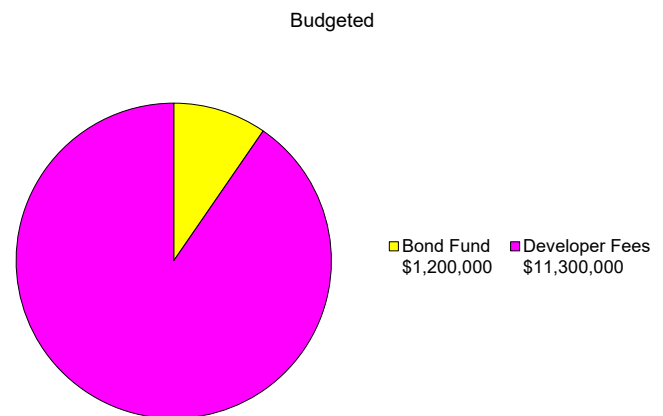
Expenditure Status

Paid	6,788,041
In Process for PMT	278,048
District Held Retentions	52,997
Total	7,119,087
Budget Expended	57.0%

Progress



Funding Sources



Construction Contract Status

Contract Name	Initial AMT	Current AMT	% Chng	Pending Changes	Work in Place	% Cmpl	CCD Date	NOC Date
Desert Concepts - INCR.1	990,571	1,059,942	7.0%	-	1,059,942	100.0%	10/01/2022	
R Dependable - INCR.2	30,591	30,591	0.0%	-	30,591	100.0%	07/20/2022	
R.C. Construction	9,401,000	9,401,000	0.0%	208,813	4,697,416	50.0%	12/28/2023	
Total	10,422,162	10,491,533	0.7%	208,813	5,787,950	55.2%		

EXPENDITURE WORKSHEET

Detailed Listing of Project Expenditures (SAB 184a)

School District:	County:	Project Number:	Report Number:
Palm Springs Unified School District	Riverside	Project Name: Della S Lindley - DSL Modernization (DSL MOD)	

Project Warrant Report (SAB 184a)

Date	Payee	Warrant Number	Fund Code	Object Code	Site (A)	Planning (B)	Construction (C)	Testing (D)	Inspection (E)	Furn' & Equip' (F)	Description / Purpose
08/16/23	Orbach Huff & Henderson, LLP	14562701	21	5810		661.50					legal services - July 2023
09/25/23	Orbach Huff & Henderson, LLP	14598294	21	5810		1,827.00					legal services - August 2023
08/09/23	PBK ARCHITECTS, INC.	14556832	21	6210		62,125.00					Schematic Design, Design Development, and DSA 100% complete
08/31/23	CALIFORNIA DEPARTMENT OF EDUCATION	14576827	21	6230		8,750.00					CDE Plan Check Fees
Totals						-	-	-	-	-	Total Project Costs: 73,363.50



Project Status

Budget, Commitments, Expenditures, Construction, Funding (thru 9/30/2023)

Della S Lindley - DSL Modernization (DSL MOD)

Summary Status

Description	Budgeted	Committed	Expended
Site Cost	-	-	-
Soft Cost	2,021,043	1,501,780	1,268,727
Hard Cost	16,422,171	222,171	-
Contingency	1,430,349	-	-
Total	19,873,563	1,723,951	1,268,727
Budgeted Hard Cost 82.6%			

Budget Status

Initial Amount	1,000,000
Approved Changes	18,873,563
Pending Changes	-
Total	19,873,563
Budgeted Contingency 7.2%	

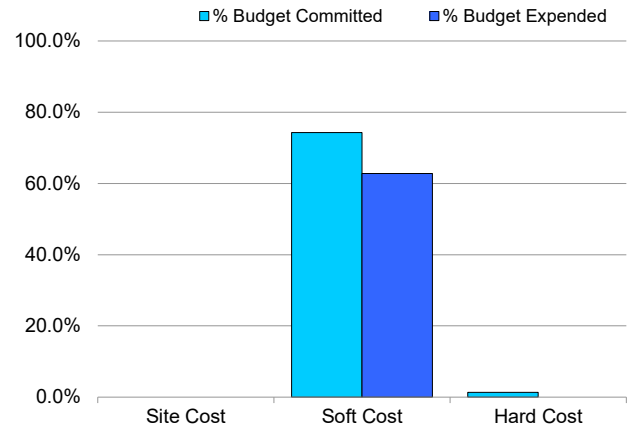
Committed Status

Initial Contracted AMT	1,552,212
Contract Changes	171,739
Total	1,723,951
Budget Committed 8.7%	

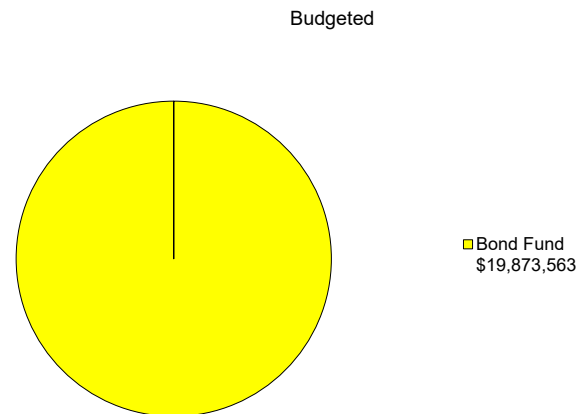
Expenditure Status

Paid	1,268,727
Total	1,268,727
Budget Expended 6.4%	

Progress



Funding Sources



Construction Contract Status

No Construction to report.
Construction is budgeted to start in FY 23-24.

EXPENDITURE WORKSHEET

Detailed Listing of Project Expenditures (SAB 184a)

School District:	County:	Project Number:	Report Number:
Palm Springs Unified School District	Riverside	Project Name: James Workman Middle School - JWMS MOD (JWMS MOD)	

Project Warrant Report (SAB 184a)

Date	Payee	Warrant Number	Fund Code	Object Code	Site (A)	Planning (B)	Construction (C)	Testing (D)	Inspection (E)	Furn' & Equip' (F)	Description / Purpose
09/25/23	Orbach Huff & Henderson, LLP	14598294	21	5810		577.50					legal services - August 2023
08/11/23	DLR Group /Baker Nowicki	14558475	21	6210		5,678.80					Agency 63% complete
09/14/23	DLR Group /Baker Nowicki	14588878	21	6210		48,269.80					Agency 67% complete, Bidding 90% complete
09/19/23	DLR Group /Baker Nowicki	14592280	21	6210		22,050.00					Offsite Improvement plans 70% complete
09/15/23	Terracon Consultants, INC	14589723	21	6240		3,550.00					Geotechnical Engineering Services - Canopy Structure
					Totals	-	80,126.10	-	-	-	Total Project Costs: 80,126.10



Project Status

Budget, Commitments, Expenditures, Construction, Funding (thru 9/30/2023)

James Workman Middle School - JWMS MOD (JWMS MOD)

Summary Status

Description	Budgeted	Committed	Expended
Site Cost	-	-	-
Soft Cost	3,845,318	3,788,877	2,625,290
Hard Cost	15,000,000	-	-
Contingency	31,104,682	-	-
Total	49,950,000	3,788,877	2,625,290
Budgeted Hard Cost	30.0%		

Budget Status

Initial Amount	2,000,000
Approved Changes	47,950,000
Pending Changes	-
Total	49,950,000
Budgeted Contingency	62.3%

Committed Status

Initial Contracted AMT	2,617,067	
Contract Changes	1,171,811	30.9%
Total	3,788,877	
Budget Committed	7.6%	

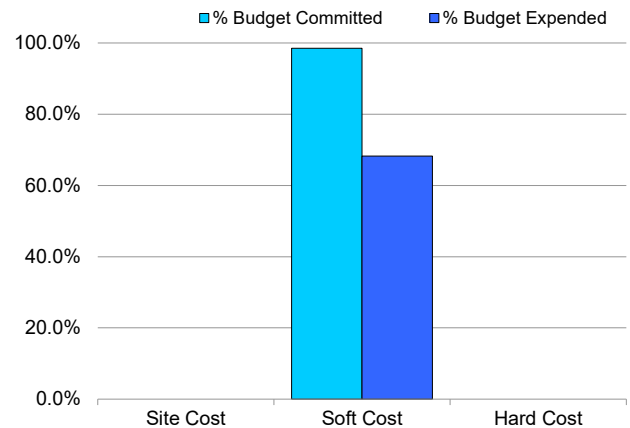
Expenditure Status

Paid	2,625,290
Total	2,625,290
Budget Expended	5.3%

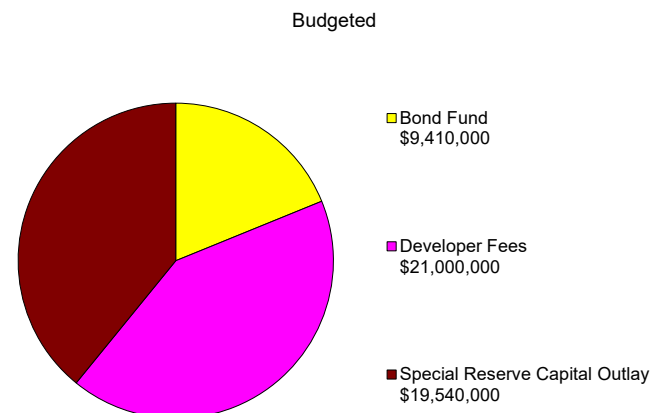
Construction Contract Status

No Construction to report.
Construction is budgeted to start in FY 23-24.

Progress



Funding Sources



EXPENDITURE WORKSHEET

Detailed Listing of Project Expenditures (SAB 184a)

School District:	County:	Project Number:	Report Number:
Palm Springs Unified School District	Riverside	Project Name: Landau Elementary School - LAN MOD - PH1 (LAN MOD)	

Project Warrant Report (SAB 184a)

Date	Payee	Warrant Number	Fund Code	Object Code	Site (A)	Planning (B)	Construction (C)	Testing (D)	Inspection (E)	Furn' & Equip' (F)	Description / Purpose	
09/25/23	Orbach Huff & Henderson, LLP	14598294	21	5810		1,144.50					legal services - August 2023	
08/11/23	PBK ARCHITECTS, INC.	14448446	21	6210		20,260.50					Constr. Documents 20% complete	
08/11/23	PBK ARCHITECTS, INC.	14558446	21	6210		14,082.00					DSA Review 90% complete	
09/14/23	PBK ARCHITECTS, INC.	14588869	21	6210		8,220.74					Constr. Documents 25% complete	
08/25/23	Terracon Consultants, INC	14571083	21	6240		8,825.00					Percolation Testing	
08/14/23	DESERT SUN	FT00000229	21	6250		75.90					Notice of Public Hearing -Easement CVWD	
08/15/23	Coachella Valley Water District	14561244	21	6250		1,118.00					Plan Check Fees March & April 2023	
08/11/23	BERNARDS GMP	14558455	21	6272			8,985.00				Pre-construction Services through July 2023 - 50% complete	
09/15/23	BERNARDS GMP	14588880	21	6272			10,739.00				Pre-construction Services through August 23 - 75% complete	
					Totals	-	53,726.64	19,724.00	-	-	-	Total Project Costs:
											73,450.64	



Project Status

Budget, Commitments, Expenditures, Construction, Funding (thru 9/30/2023)

Landau Elementary School - LAN MOD - PH1 (LAN MOD)

Summary Status

Description	Budgeted	Committed	Expended
Site Cost	-	-	-
Soft Cost	3,589,225	3,083,552	1,998,554
Hard Cost	34,100,000	-	-
Contingency	1,275,599	-	-
Total	38,964,824	3,083,552	1,998,554
Budgeted Hard Cost 87.5%			

Budget Status

Initial Amount	1,000,000
Approved Changes	37,964,824
Pending Changes	-
Total	38,964,824
Budgeted Contingency 3.3%	

Committed Status

Initial Contracted AMT	3,048,175
Contract Changes	35,377 1.1%
Total	3,083,552
Budget Committed 7.9%	

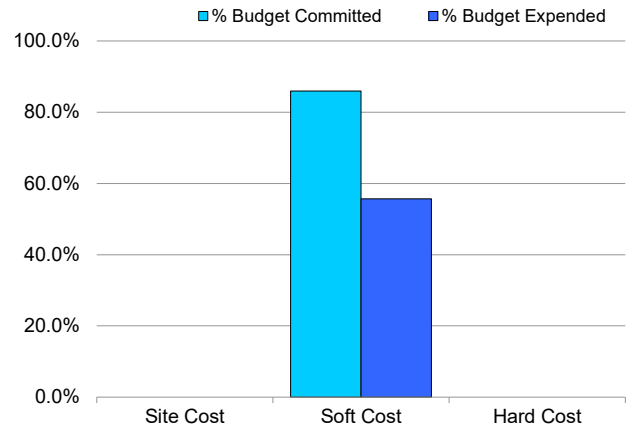
Expenditure Status

Paid	1,951,030
In Process for PMT	47,524
Total	1,998,554
Budget Expended 5.1%	

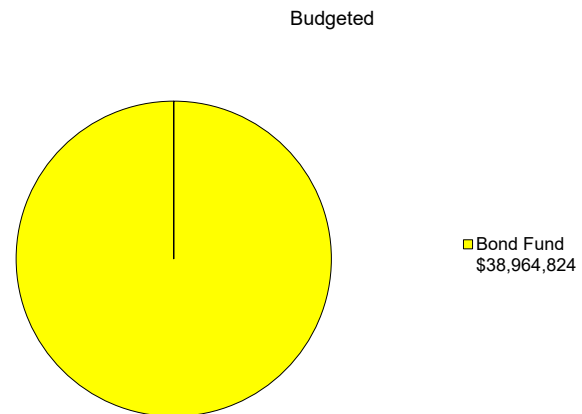
Construction Contract Status

No Construction to report.
Construction is budgeted to start in FY 23-24.

Progress



Funding Sources



EXPENDITURE WORKSHEET

Detailed Listing of Project Expenditures (SAB 184a)

School District: Palm Springs Unified School District			County: Riverside		Project Number: Project Name: Nellie Coffman Middle School - NNC Locker Room Upgrades (NNC LR UPG)						Report Number:	
Project Warrant Report (SAB 184a)												
Date	Payee	Warrant Number	Fund Code	Object Code	Site (A)	Planning (B)	Construction (C)	Testing (D)	Inspection (E)	Furn' & Equip' (F)	Description / Purpose	
08/11/23	SGH Architects	14558447	21	6210		5,600.00					Bidding 100% complete	
					Totals	-	5,600.00	-	-	-	-	Total Project Costs: 5,600.00



Project Status

Budget, Commitments, Expenditures, Construction, Funding (thru 9/30/2023)

Nellie Coffman Middle School - NNC Locker Room Upgrades (NNC LR UPG)

Summary Status

Description	Budgeted	Committed	Expended
Site Cost	-	-	-
Soft Cost	310,000	277,931	206,931
Hard Cost	1,668,890	1,668,890	-
Contingency	21,110	-	-
Total	2,000,000	1,946,821	206,931
Budgeted Hard Cost 83.4%			

Budget Status

Initial Amount	2,000,000
Pending Changes	-
Total	2,000,000
Budgeted Contingency 1.1%	

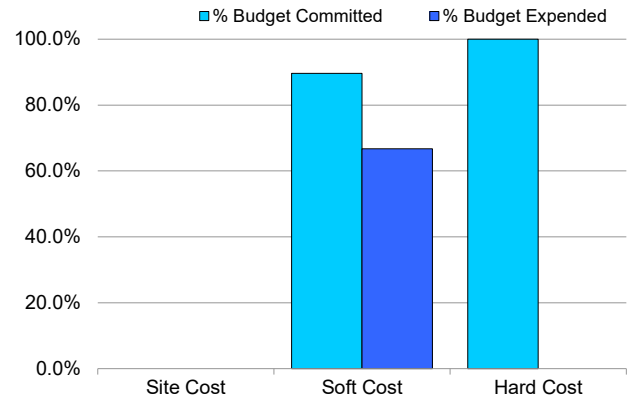
Committed Status

Initial Contracted AMT	1,928,957
Contract Changes	17,864 0.9%
Total	1,946,821
Budget Committed 97.3%	

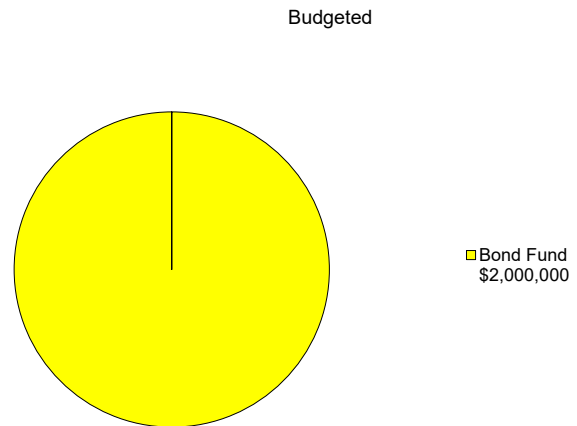
Expenditure Status

Paid	206,931
Total	206,931
Budget Expended 10.3%	

Progress



Funding Sources



Construction Contract Status

Contract Name	Initial AMT	Current AMT	% Chng	Pending Changes	Work in Place	% Cmpl	CCD Date	NOC Date
R Dependable Constr.	1,668,890	1,668,890	0.0%	-	-	0.0%	04/06/2024	
Total	1,668,890	1,668,890	0.0%	-	-	0.0%		

EXPENDITURE WORKSHEET

Detailed Listing of Project Expenditures (SAB 184a)

School District:	County:	Project Number:	Report Number:
Palm Springs Unified School District	Riverside	Project Name: Palm Springs High School - PSHS CR 900 & 901 Updates (PSHS CR Updates)	

Project Warrant Report (SAB 184a)

Date	Payee	Warrant Number	Fund Code	Object Code	Site (A)	Planning (B)	Construction (C)	Testing (D)	Inspection (E)	Furn' & Equip' (F)	Description / Purpose	
08/11/23	SGH Architects	14558445	21	6210		1,500.00					Close out 75% complete	
09/13/23	SGH Architects	14586920	21	6210		750.00					Closeout 100% complete	
09/20/23	CDW GOVERNMENT	14593765	21	4400						10,297.16	2 75" ViewBoard Interactive Display Bundles with Trolley Cart, incl. recycle fees	
					Totals	-	2,250.00	-	-	-	10,297.16	Total Project Costs:
												12,547.16



Project Status

Budget, Commitments, Expenditures, Construction, Funding (thru 9/30/2023)

Palm Springs High School - PSHS CR 900 & 901 Updates (PSHS CR Updates)

Summary Status

Description	Budgeted	Committed	Expended
Site Cost	-	-	-
Soft Cost	101,500	88,635	68,635
Hard Cost	244,512	291,266	254,808
Contingency	33,889	-	-
Total	379,901	379,901	323,443
Budgeted Hard Cost 64.4%			

Budget Status

Initial Amount	960,000
Approved Changes	(580,099)
Pending Changes	-
Total	379,901
Budgeted Contingency 8.9%	

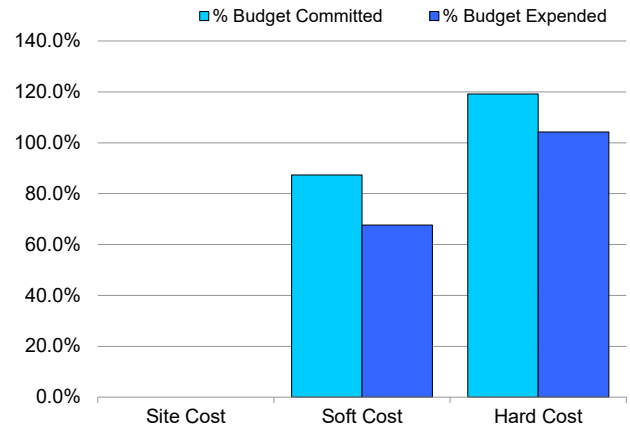
Committed Status

Initial Contracted AMT	349,499
Contract Changes	30,403 8.0%
Total	379,901
Budget Committed 100.0%	

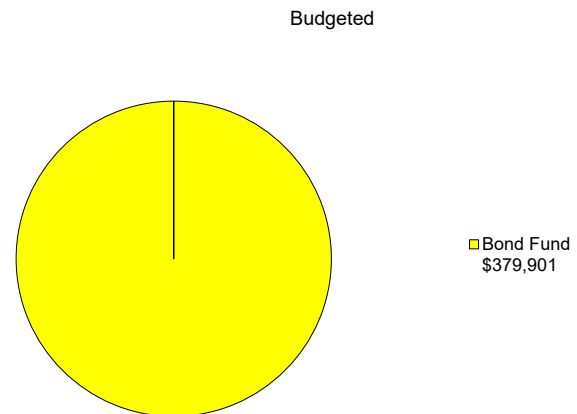
Expenditure Status

Paid	311,967
District Held Retentions	11,476
Total	323,443
Budget Expended 85.1%	

Progress



Funding Sources



Construction Contract Status

Contract Name	Initial AMT	Current AMT	% Chng	Pending Changes	Work in Place	% Cmpl	CCD Date	NOC Date
Reed	256,970	229,512	-10.7%	-	229,512	100.0%	04/22/2023	
Total	256,970	229,512	-10.7%	-	229,512	100.0%		

EXPENDITURE WORKSHEET

Detailed Listing of Project Expenditures (SAB 184a)

School District:	County:	Project Number:	Report Number:
Palm Springs Unified School District	Riverside	Project Name: Palm Springs High School - Palm Springs HS Seismic Imprvs (PSHS SEISMIC)	

Project Warrant Report (SAB 184a)

Date	Payee	Warrant Number	Fund Code	Object Code	Site (A)	Planning (B)	Construction (C)	Testing (D)	Inspection (E)	Furn' & Equip' (F)	Description / Purpose	
09/25/23	Orbach Huff & Henderson, LLP	14598294	21	5810		315.00					legal services - August 2023	
08/15/23	DLR Group / Baker Nowicki formerly Baker Nowicki Design	14561206	21	6210		115,401.64					AS#5 Extended CA Services 100%	
08/17/23	DIVISION OF STATE ARCHITECT	FT00000268	21	6220		22,220.16					Final DSA Fees Adjustment, warrant 14546212 7/26/2023	
09/19/23	Precision Electric Group CA, INC.	14592307	21	6298			9,687.00				PSHS Mini Gym exterior lighting	
					Totals	-	137,936.80	9,687.00	-	-	-	Total Project Costs:
												147,623.80



Project Status

Budget, Commitments, Expenditures, Construction, Funding (thru 9/30/2023)

Palm Springs High School - Palm Springs HS Seismic Imprvs (PSHS SEISMIC)

Summary Status

Description	Budgeted	Committed	Expended
Site Cost	-	-	-
Soft Cost	4,688,556	4,688,556	4,628,997
Hard Cost	29,221,964	29,247,453	29,207,521
Contingency	78,376	-	-
Total	33,988,896	33,936,009	33,836,518
Budgeted Hard Cost		86.0%	

Budget Status

Initial Amount	43,000,000
Approved Changes	(9,011,104)
Pending Changes	-
Total	33,988,896
Budgeted Contingency	0.2%

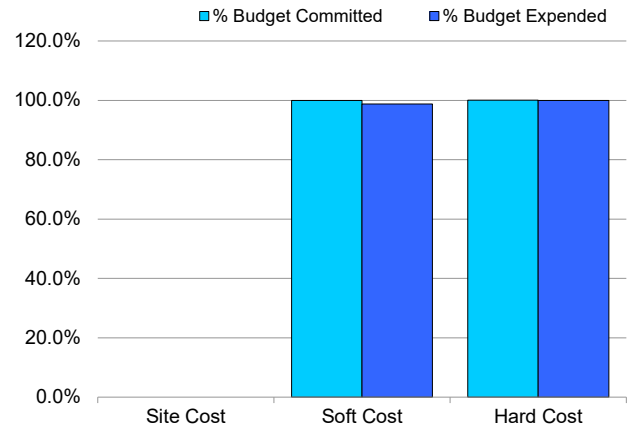
Committed Status

Initial Contracted AMT	33,925,664
Contract Changes	10,344 0.0%
Total	33,936,009
Budget Committed	99.8%

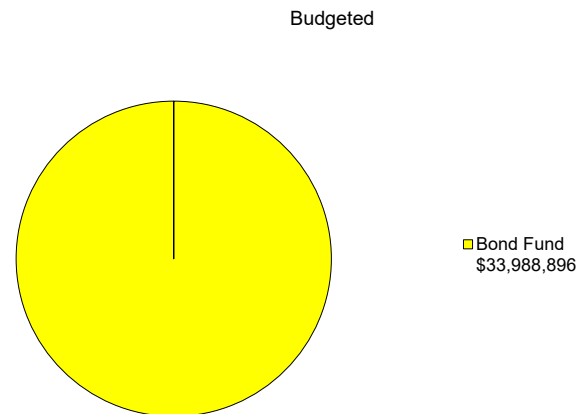
Expenditure Status

Paid	32,379,927
In Process for PMT	121,383
Construction Withholds	1,335,209
Total	33,836,518
Budget Expended	99.6%

Progress



Funding Sources



Construction Contract Status

Contract Name	Initial AMT	Current AMT	% Chng	Pending Changes	Work in Place	% Cmpl	CCD Date	NOC Date
BERNARDS - C0003740	29,131,825	28,766,170	-1.3%	-	28,766,169	100.0%	04/30/2022	
Total	29,131,825	28,766,170	-1.3%	-	28,766,169	100.0%		

EXPENDITURE WORKSHEET

Detailed Listing of Project Expenditures (SAB 184a)

School District:	County:	Project Number:	Report Number:
Palm Springs Unified School District	Riverside	Project Name: Sunny Sands Elementary School - SS MOD - PH1 (SS MOD)	

Project Warrant Report (SAB 184a)

Date	Payee	Warrant Number	Fund Code	Object Code	Site (A)	Planning (B)	Construction (C)	Testing (D)	Inspection (E)	Furn' & Equip' (F)	Description / Purpose
09/25/23	Orbach Huff & Henderson, LLP	14598294	21	5810		1,144.50					legal services - August 2023
08/10/23	PBK ARCHITECTS, INC.	14557677	21	6210		34,510.19					Constr. Documents 20% complete
09/14/23	PBK ARCHITECTS, INC.	14588875	21	6210		8,220.74					Constr. Documents 25% complete
08/25/23	Terracon Consultants, INC	14571083	21	6240		8,825.00					Percolation Testing
09/05/23	Terracon Consultants, INC	FT00000418	35	6240		529.50					6% TK Proration from Fund 21
09/05/23	Terracon Consultants, INC	FT00000418	21	6240		(529.50)					6% TK Proration to Fund 35
08/14/23	DESERT SUN	FT00000229	21	6250		75.90					Notice of Public Hearing -Easement CVWD
08/15/23	Coachella Valley Water District	14561245	21	6250		946.00					Plan Check Fees March & April 2023
09/05/23	DESERT SUN	FT00000418	35	6250		4.55					6% TK proration from Fund 21
09/05/23	DESERT SUN	FT00000418	21	6250		(4.55)					6% TK proration to Fund 35
09/05/23	Coachella Valley Water District	FT00000418	35	6250		56.76					6% TK Proration from Fund 21
09/05/23	Coachella Valley Water District	FT00000418	21	6250		(56.76)					6% TK proration to Fund 35
09/14/23	PBK ARCHITECTS, INC.	14588877	21	6250		265.91					Reimbursable cost for mylars and shipping
08/11/23	BERNARDS GMP	14558454	21	6272			8,985.00				Pre-construction Services through July 23 - 50% complete
09/05/23	BERNARDS GMP	FT00000418	35	6272			1,312.56				6% Proration for TK Classroom from Fund 21
09/05/23	BERNARDS GMP	FT00000418	21	6272			(1,312.56)				transfer to fund 35 for 6% TK proration
09/15/23	BERNARDS GMP	FT0000503	21	6272			10,739.00				Pre-construction Services through August 23 - 75% complete, warrant #14588879
09/15/23	BERNARDS GMP	FT00000503	35	6272			644.34				6% Proration for TK Classroom from Fund 21
09/15/23	BERNARDS GMP	FT00000503	21	6272			(644.34)				6% Proration for TK Classroom to Fund 35
Totals					-	53,988.24	19,724.00	-	-	-	Total Project Costs: 73,712.24



Project Status

Budget, Commitments, Expenditures, Construction, Funding (thru 9/30/2023)

Sunny Sands Elementary School - SS MOD - PH1 (SS MOD)

Summary Status

Description	Budgeted	Committed	Expended
Site Cost	-	-	-
Soft Cost	3,736,619	2,932,208	1,962,264
Hard Cost	34,700,000	528,416	-
Contingency	1,661,780	-	-
Total	40,098,399	3,460,624	1,962,264
Budgeted Hard Cost	86.5%		

Budget Status

Initial Amount	1,000,000
Approved Changes	39,098,399
Pending Changes	-
Total	40,098,399
Budgeted Contingency	4.1%

Committed Status

Initial Contracted AMT	3,442,201
Contract Changes	18,422 0.5%
Total	3,460,624
Budget Committed	8.6%

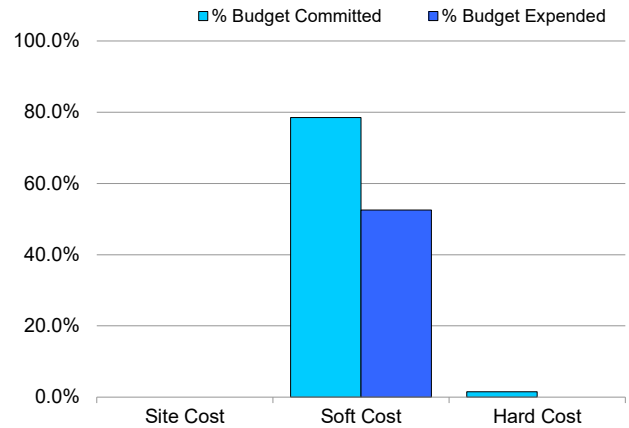
Expenditure Status

Paid	1,960,780
In Process for PMT	1,484
Total	1,962,264
Budget Expended	4.9%

Construction Contract Status

No Construction to report.
Construction is budgeted to start in FY 23-24.

Progress



Funding Sources

