



Consolidated Budget Status Report

Budget versus Commitments and Expenditures for Multiple Projects (thru 12/31/2014)

Budget vs. Commitments and Expenditures
as of 3-31-2025

School Name/Project Name	Total Budget	Total Commitments	% Budget Committed	Expenditures to Date	% Budget Spent	Budget Balance	Remaining Cash Balance
Bubbling Wells MOD Design							
MEASURE E	38,156	38,156	100.0%	38,156	100.0%	-	-
MEASURE I	3,761,844	3,761,844	100.0%	391,975.81	10.4%	-	3,369,868
Total	3,800,000	3,800,000		430,132			3,369,868
Cathedral City High School MOD Design							
MEAS E - 4,531,721 incl. \$2,031,721 from Fire Alarms Phase 2	3,505,402	3,505,402	100.0%	3,505,402	100.0%	-	0
MEAS I = \$71,000,000	72,025,702	47,950,566	66.6%	2,320,201	3.2%	24,075,136	69,705,501
ESSER III & School Facilities Program Grant = 21,000,000	24,487,184	24,487,184	100.0%	23,083,062	94.3%	-	1,404,122
Total Budget	100,018,288	75,943,152		28,908,665		24,075,136	71,109,623
Della S. Lindley MOD Design							
MEAS E - 2,454,456 incl. \$623,563 from Fire Alarm Phase 2	4,370,331	4,370,331	100.0%	4,370,331	100.0%	-	-
MEAS I - \$17419107.04	22,475,587	21,406,808	95.2%	10,021,430	44.6%	1,068,779	12,454,157
General Fund	527,645	527,645	100.0%	527,645	100.0%	-	-
Total	27,373,563	26,304,783.63	96.1%	14,919,405.92		1,068,779	12,454,157
Facilities Master Plan							
MEASURE E - no billings since 6/30/2023	327,282	327,282	100.0%	327,282	100.0%	-	-
MEASURE I - no billings since 6/30/2023	122,718	8,238	6.7%		0.0%	114,480	122,718
	450,000	335,520	74.6%	327,282.00		114,480	122,718
James Workman MOD							
Measure E	2,509,808	2,509,808	100.0%	2,509,808	100.0%	-	-
Measure I	6,900,192	6,900,192	100.0%	1,061,800	15.4%	-	5,838,392
Fund 40 - OPSC Closed-Out Project Reimbursements	28,540,000	28,540,000	100.0%	-	0.0%	-	28,540,000
Fund 40 - Deferred Maintenance	12,450	12,450	100.0%	12,450	100.0%	-	-
06 - General Fund - ELOP for New CR Building	2,800,651	2,800,651	100.0%	2,800,651	100.0%	-	0
Fund 40 - Redevelopment	3,875,000	569,669	14.7%	-	0.0%	3,305,331	3,875,000
Developer Fees - New Classroom Building only	19,600,000	19,600,000	100.0%	17,618,512	89.9%	-	1,981,488
Total	64,238,101	60,932,770	94.9%	24,003,221		3,305,331	40,234,880
Landau MOD							
MEASURE E - incl. \$554,824 from Fire Alarms PH 2	7,549,505	7,549,505	100.0%	7,549,505	100.0%	-	0
MEASURE I	57,971,202	48,495,815	83.7%	12,161,443	21.0%	9,475,387	45,809,759
General Fund - ELOP	864,213	864,213	100.0%	864,213	100.0%	-	-
Developer Fees	5,000,000	5,000,000.00	100.0%	2,136,751	42.7%	-	2,863,249
School Facilities Project Grant - TK	3,279,608	3,279,608	100.0%	1,791,598	54.6%	-	1,488,010
Total	74,664,528	65,189,141	87.3%	24,503,509		9,475,387	50,161,018
Nellie Coffman Locker Room Upgrades							
MEASURE E	1,891,908	1,891,908	100.0%	1,891,908	100.0%	-	0
MEASURE I	407,092	203,634.00		102,340		203,458	304,752
	2,299,000	2,095,542	91.2%	1,994,248		203,458	304,752
Sunny Sands MOD Design							
MEAS E - \$1,591,309 incl. \$591,309 from Fire Alarms Phase 2	4,586,254	4,586,254	100.0%	4,586,254	100.0%	-	(0)
MEAS I - \$38,215,000	62,065,096	54,552,344	87.9%	17,131,985	27.6%	7,512,752	44,933,111
General Fund - ELOP	1,145,012	1,145,012	100.0%	1,145,012	100.0%	-	0
Developer Fees	7,000,000	7,000,000	100.0%	2,176,640	31.1%	-	4,823,360
School Facilities Project Grant - TK	1,481,855	1,481,855	100.0%	719,902	48.6%	-	761,953
Total	76,278,217	68,765,465	90.2%	25,759,793	33.8%	7,512,752	50,518,424
Measure E	Totals	24,778,646	100.0%	24,778,646	100%	-	(0)
Measure I	Totals	225,729,433	81.2%	43,191,175	19%	42,449,993	182,538,258
Other funding sources	Totals	98,613,618	96.6%	52,876,436	54%	3,305,331	45,737,182
Grand Total - all funding sources	349,121,697	303,366,373		120,846,256		45,755,324	228,275,439

EXPENDITURE WORKSHEET

Detailed Listing of Project Expenditures (SAB 184a)

School District:	County:	Project Number:	Report Number:
Palm Springs Unified School District	Riverside	Project Name: Bubbling Wells Elementary School - BW MOD (BWES MOD)	

Project Warrant Report (SAB 184a)

Date	Payee	Warrant Number	Fund Code	Object Code	Site (A)	Planning (B)	Construction (C)	Testing (D)	Inspection (E)	Furn' & Equip' (F)	Description / Purpose
01/14/25	RUHNAU CLARKE ARCHITECTS	14073961	21	6210		70,680.00					Schematic Design - NB 80% complete
01/14/25	RUHNAU CLARKE ARCHITECTS	14073961	21	6210		70,680.00					Schematic Design 100% complete
03/14/25	SWS ENGINEERING, INC.	14140758	21	6240		2,840.00					Topo Survey and Boundary Survey 20% complete
01/21/25	Project Management	FT00001780	21	6245		638.90					Project Management October-December 24
02/24/25	Meridian Consultants, LLC	14117722	21	6250		6,857.50					CEQA Services, DEC2024-JAN2025
03/19/25	Meridian Consultants, LLC	14145591	21	6250		1,965.00					CEQA Services, February 2025
Totals					-	153,661.40	-	-	-	-	Total Project Costs: 153,661.40

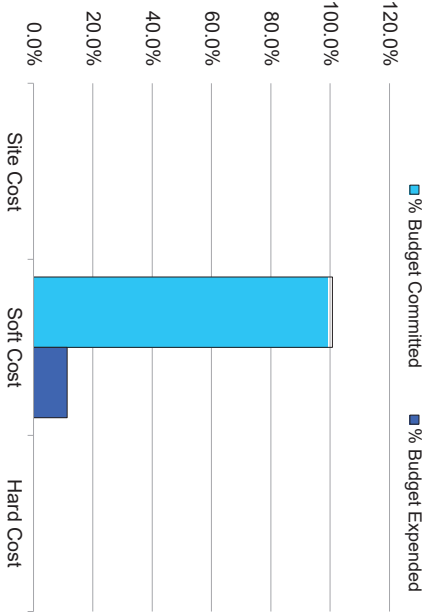


Bubbling Wells Elementary School - BW MOD (BWES MOD)

Summary Status

Description	Budgeted	Committed	Expended
Site Cost	-	-	-
Soft Cost	3,800,000	3,800,000	430,132
Hard Cost	-	-	-
Contingency	-	-	-
Total	3,800,000	3,828,563	430,132
Budgeted Hard Cost 0.0%			

Progress



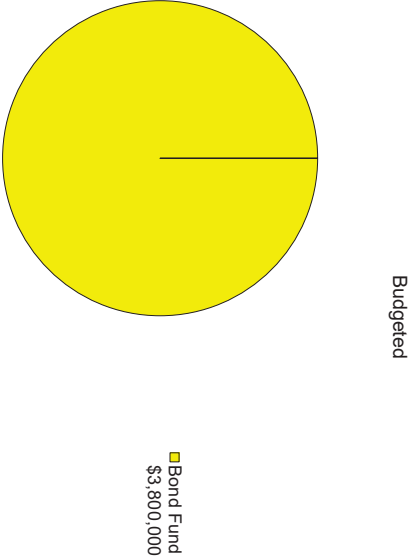
Budget Status

Initial Amount	1,000,000
Approved Changes	2,800,000
Pending Changes	-
Total	3,800,000
Budgeted Contingency 0.0%	

Committed Status

Initial Contracted AMT	296,956
Contract Changes	3,503,104
Total	3,800,000
Budget Committed 100.8%	

Funding Sources



Expenditure Status

Paid	430,132
Total	430,132
Budget Expended 11.3%	

Construction Contract Status

No Construction to report.
Project budget not aged; no construction start budgeted.

EXPENDITURE WORKSHEET

Detailed Listing of Project Expenditures (SAB 184a)

Page 1 of 1

School District: Palm Springs Unified School District			County: Riverside		Project Number: Cathedral City High School - CCHS MOD (CCHS MOD)						Report Number:
Project Warrant Report (SAB 184a)											
Date	Payee	Warrant Number	Fund Code	Object Code	Site (A)	Planning (B)	Construction (C)	Testing (D)	Inspection (E)	Furn' & Equip' (F)	Description / Purpose
01/31/25	Orbach Huff & Henderson, LLP	14093159	21	5810		66.00					legal services December 24
02/27/25	Orbach Huff & Henderson, LLP	14123075	21	5810		231.00					legal services January 25
03/18/25	Orbach Huff & Henderson, LLP	14144618	21	5810		2,013.00					legal services February 25
01/14/25	DLR Group /Baker Nowicki	14074025	21	6210		39,771.19					Constr. Admin. 28.7376% complete
02/10/25	DLR Group /Baker Nowicki	14104143	21	6210		39,771.18					Constr. Admin. 31.4876% complete
03/18/25	DLR Group /Baker Nowicki	14144589	21	6210		39,771.19					Constr. Admin. 34.2376% complete
01/21/25	Project Management	FT00001792	21	6245		4,193.78					Project Management October-December 2024
01/21/25	Project Management	FT00001771	21	6245		3,084.17					Project Management October-December 2024
02/20/25	Tiger Tree Services	14114919	21	6250		44,000.00					Tree trimming at project site
01/14/25	THE SOLIS GROUP	14074010	06	6260			2,278.00				Labor Compliance December 2024
02/21/25	THE SOLIS GROUP	14116075	06	6260			2,278.00				Labor Compliance January 2025
03/13/25	THE SOLIS GROUP	14139453	06	6260			2,278.00				Labor Compliance February 2025
01/17/25	West Coast Air Conditioning INC	14078642	06	6270			129,135.78				Equipment 100% complete
02/21/25	West Coast Air Conditioning INC	14116076	06	6270			3,536,896.52				Pay APP#6R2 Chiller & Roofing
02/21/25	West Coast Air Conditioning INC	14116077	06	6270			579,185.90				Pay APP#7 Chiller & Roofing
02/28/25	West Coast Air Conditioning INC	14124551	06	6270			580,437.29				Pay APP#8 Chiller & Roofing
03/05/25	West Coast Air Conditioning INC	14128975	06	6270			816,056.10				Pay APP#9 Chiller & Roofing
03/14/25	West Coast Air Conditioning INC	14140757	06	6270			1,028,378.62				Pay APP#10 Chiller & Roofing
01/24/25	EARTH SYSTEMS PACIFIC FORMERLY EARTH SYSTEMS SOUTHWEST	14084362	06	6280				14,796.50			Material Inspections & Testing Roofing & Chiller Project - December 24
02/24/25	EARTH SYSTEMS PACIFIC FORMERLY EARTH SYSTEMS SOUTHWEST	14117706	06	6280				16,069.57			Material Inspections & Testing Roofing & Chiller Project - January 25
03/24/25	EARTH SYSTEMS PACIFIC FORMERLY EARTH SYSTEMS SOUTHWEST	14150214	06	6280				1,251.00			Material Inspections & Testing Roofing & Chiller Project - February 25
01/24/25	STEPHEN PAYTE DSA INSPECTIONS, INC.	14084332	06	6290					18,170.00		DSA Inspections Chiller&Roofing December 24
02/20/25	STEPHEN PAYTE DSA INSPECTIONS, INC.	14114902	06	6290					17,595.00		DSA Inspections Chiller&Roofing January 25
02/20/25	STEPHEN PAYTE DSA INSPECTIONS, INC.	14114902	21	6290					2,185.00		DSA Inspections - January 25
03/13/25	STEPHEN PAYTE DSA INSPECTIONS, INC.	14139461	21	6290					17,480.00		DSA Inspections - February 25
Totals					-	172,901.51	6,676,924.21	32,117.07	55,430.00	-	Total Project Costs: 6,937,372.79

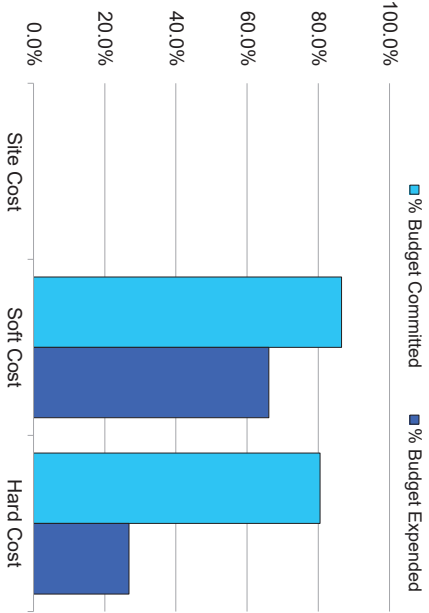


Cathedral City High School - CCHS MOD (CCHS MOD)

Summary Status

Description	Budgeted	Committed	Expended
Site Cost	-	-	-
Soft Cost	9,193,900	7,951,717	6,078,241
Hard Cost	84,478,496	67,991,434	22,677,420
Contingency	6,345,892	-	-
Total	100,018,288	75,943,152	28,755,661
Budgeted Hard Cost	84.5%		

Progress



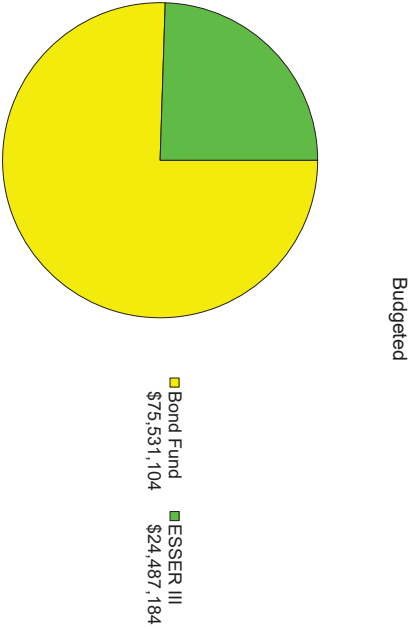
Budget Status

Initial Amount	2,500,000
Approved Changes	97,518,288
Pending Changes	-
Total	100,018,288
Budgeted Contingency	6.3%

Committed Status

Initial Contracted AMT	50,969,434
Contract Changes	24,973,718
Total	75,943,152
Budget Committed	75.9%

Funding Sources



Expenditure Status

Paid	28,736,341
In Process for PMT	19,320
Total	28,755,661
Budget Expended	28.8%

Construction Contract Status

Contract Name	Initial AMT	Current AMT	% Chng	Pending Changes	Work in Place	% Cmpit	CCD Date	NOC Date
West Coast Air	23,753,655	23,753,655	0.0%	-	-	0.0%	12/21/2026	
West Coast Air - C4761	2,029,073	2,029,073	0.0%	-	2,029,073	100.0%	09/13/2024	
West Coast Air - C4909	22,140,853	22,140,853	0.0%	(115,928)	18,656,878	84.3%	12/31/2024	
West Coast Air - C4923	20,045,073	20,045,073	0.0%	(743,949)	1,973,245	9.8%	12/31/2026	
Total	67,968,654	67,968,654	0.0%	(859,877)	22,659,196	33.3%		

EXPENDITURE WORKSHEET

Detailed Listing of Project Expenditures (SAB 184a)

Page 1 of 1

School District:	County:	Project Number:	Report Number:
Palm Springs Unified School District	Riverside	Project Name: Della S Lindley - DSL Modernization (DSL MOD)	

Project Warrant Report (SAB 184a)

Date	Payee	Warrant Number	Fund Code	Object Code	Site (A)	Planning (B)	Construction (C)	Testing (D)	Inspection (E)	Furn' & Equip' (F)	Description / Purpose
01/14/25	PBK ARCHITECTS, INC.	14073932	21	6210		14,640.16					Constr. Admin. 54% complete
02/06/25	PBK ARCHITECTS, INC.	14100270	21	6210		10,980.13					Constr. Admin. 57% complete
03/05/25	PBK ARCHITECTS, INC.	14128976	21	6210		18,300.20					Constr. Admin. 62% complete
01/21/25	Project Management	FT00001792	21	6245		1,636.59					Project MGMT October - December 2024 Hems
01/21/25	Project Management	FT00001771	21	6245		3,265.58					Project MGMT October - December 2024 Rodriguez
01/21/25	Burgess Moving & Storage	14080327	21	6250		12,300.00					Moving Services 1/8/25 - 1/10/25
02/06/25	Burgess Moving & Storage	14100309	21	6250		384.00					Library Cart Rental, January 25
02/06/25	Burgess Moving & Storage	14100309	21	6250		384.00					Library Cart Rental, February 25
03/05/25	Burgess Moving & Storage	14128964	21	6250		384.00					Library Cart Rental, March 25
01/29/25	West Coast Air Conditioning INC	14089080	21	6270			480,450.00				Construction November 24
02/11/25	West Coast Air Conditioning INC	14104961	21	6270			940,570.00				Construction, January 25
03/14/25	West Coast Air Conditioning INC	14140756	21	6270			555,440.00				Construction, February 25
03/04/25	West Coast Air Conditioning INC	14127809	21	6276			243.53				Interest on Lease Payment #1
03/07/25	CDW GOVERNMENT	14133540	21	6298			16,182.34				5 Viewsonic Viewboards, 5 Viewsonic Slot-in PC, Recycle fees
03/25/25	Avidex Industries - formerly Digital Networks	14174438	21	6298			1,256.92				Brackets for ViewSonic Balance Boards
02/21/25	EARTH SYSTEMS PACIFIC FORMERLY EARTH SYSTEMS SOUTHWEST	14116061	21	6280				740.00			Material Testing & Inspections - January 25
01/21/25	STEPHEN PAYTE DSA INSPECTIONS, INC.	14080314	21	6290					11,500.00		DSA Inspections - DEC 24
02/11/25	STEPHEN PAYTE DSA INSPECTIONS, INC.	14104962	21	6290					18,400.00		DSA Inspections - January 25
03/13/25	STEPHEN PAYTE DSA INSPECTIONS, INC.	14139457	21	6290					16,560.00		DSA Inspections - February 25
01/22/25	CULVER NEWLIN INC	14081920	21	4300						92,210.70	F&E under 500.00 each - Phase I
03/18/25	CULVER NEWLIN INC	14150007	21	4300						6,383.35	Library Furniture under \$500.00 each
01/22/25	CULVER NEWLIN INC	14081920	21	4400						44,263.49	F&E over 500.00 each - Phase I
03/18/25	CULVER NEWLIN INC	14150007	21	4400						35,598.52	Library Furniture over \$500.00 each
Totals					-	62,274.66	1,994,142.79	740.00	46,460.00	178,456.06	Total Project Costs: 2,282,073.51

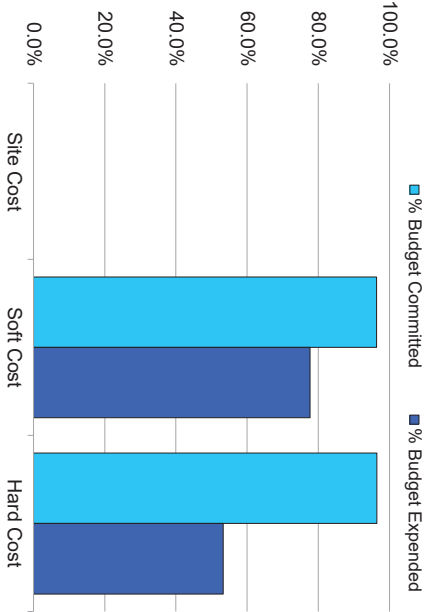


Della S Lindley - DSL Modernization (DSL MOD)

Summary Status

Description	Budgeted	Committed	Expended
Site Cost	-	-	-
Soft Cost	3,246,980	3,128,307	2,521,368
Hard Cost	24,028,201	23,176,477	12,809,908
Contingency	98,382	-	-
Total	27,373,563	26,304,784	15,331,276
Budgeted Hard Cost	87.8%		

Progress



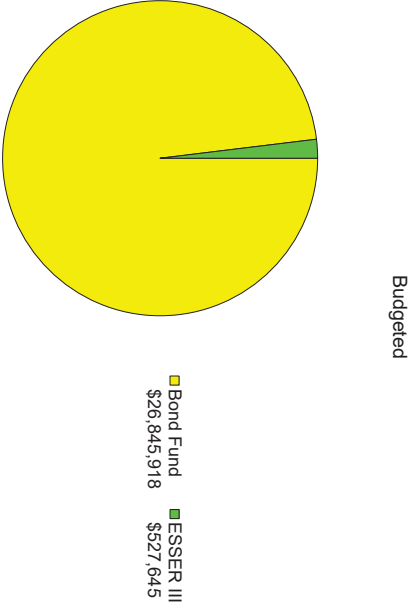
Budget Status

Initial Amount	1,000,000
Approved Changes	26,373,563
Pending Changes	-
Total	27,373,563
Budgeted Contingency	0.4%

Committed Status

Initial Contracted AMT	24,921,284
Contract Changes	1,383,499
Total	26,304,784
Budget Committed	96.1%

Funding Sources



Expenditure Status

Paid	14,919,406
In Process for PMT	411,870
Total	15,331,276
Budget Expended	56.0%

Construction Contract Status

Contract Name	Initial AMT	Current AMT	% Chng	Pending Changes	Work in Place	% Cmpmt	CCD Date	NOC Date
West Coast Air - C0004762	855,842	855,842	0.0%	-	855,842	100.0%	09/13/2024	9/4/2024
West Coast Air - C0004768	1,168,950	1,092,953	-6.5%	-	1,092,953	100.0%	12/31/2023	
West Coast Air - C0004850	20,531,238	20,531,238	0.0%	(2,275,796)	10,471,052	51.0%	09/12/2025	
Total	22,556,030	22,480,033	-0.3%	(2,275,796)	12,419,847	55.2%		

EXPENDITURE WORKSHEET

Detailed Listing of Project Expenditures (SAB 184a)

Page 1 of 1

School District:	County:	Project Number:	Report Number:
Palm Springs Unified School District	Riverside	Project Name: James Workman Middle School - JWMS MOD (JWMS MOD)	

Project Warrant Report (SAB 184a)

Date	Payee	Warrant Number	Fund Code	Object Code	Site (A)	Planning (B)	Construction (C)	Testing (D)	Inspection (E)	Furn' & Equip' (F)	Description / Purpose
01/31/25	Orbach Huff & Henderson, LLP	14093159	21	5810		1,419.00					Legal services - December 24
01/10/25	DLR Group /Baker Nowicki	14070424	25	6210		19,520.88					Constr. Admin. 41.25% complete
02/12/25	DLR Group /Baker Nowicki	14107343	25	6210		19,520.87					Constr. Admin. 44% complete
03/18/25	DLR Group /Baker Nowicki	14144587	25	6210		19,520.88					Constr. Admin. 46.75% complete
01/31/25	CALIFORNIA DEPARTMENT OF EDUCATION	14093159	25	6230		7,418.24					CDE Fees for New Building
01/31/25	CALIFORNIA DEPARTMENT OF EDUCATION	14093159	21	6230		12,181.76					CDE Fees for Modernization
01/21/25	Project Management	FT00001792	21	6245		2,454.89					Project Management Hems, October-December 24
01/21/25	Project Management	FT00001780	21	6245		8,013.75					Project Management Dominguez, October-December 24
01/06/25	Burgess Moving & Storage	14064370	21	6250		3,241.93					Moving boxes for INCR. 3
01/24/25	Crown Worldwide Moving & Storage, LLC	14084363	21	6250		13,886.36					relocate 14 classrooms for MOD, INCR. 3
02/05/25	MBO INC	14098499	25	6250		3,214.81					Constr. Phase 99.46% complete, Acceptance Phase 85% complete
02/05/25	Burgess Moving & Storage	14098519	21	6250		17,769.20					Library move to temporary location during remodel
02/18/25	Western Environmental & Safety	14110636	21	6250		4,451.00					Addl. Asbestos and Lead Paint Sampling and Reporting
01/24/25	BERNARDS GMP	14084349	25	6270			588,801.00				Pay Application #14 for INCR 1&2
02/07/25	BERNARDS GMP	14102792	25	6270			177,471.00				Pay Application #15 for INCR 1&2
03/26/25	INTERMOUNTAIN LOCK & SUPPLY CO	14153395	21	6298			156.01				Z-Brackets for NB
03/26/25	INTERMOUNTAIN LOCK & SUPPLY CO	14153396	21	6298			1,076.99				2 Magnetic Locks, 2 DC Switch Locks for NB
01/06/25	EARTH SYSTEMS PACIFIC FORMERLY EARTH SYSTEMS SOUTHWEST	14064397	25	6280				11,263.50			T&I November 2024 INCR.2
02/21/25	EARTH SYSTEMS PACIFIC FORMERLY EARTH SYSTEMS SOUTHWEST	14116064	25	6280				2,596.50			T&I December24-January25 INCR.2
03/24/25	EARTH SYSTEMS PACIFIC FORMERLY EARTH SYSTEMS SOUTHWEST	14150231	25	6280				2,983.00			T&I February 25 INCR.2
01/21/25	STEPHEN PAYTE DSA INSPECTIONS, INC.	14080311	25	6290					16,640.00		DSA Inspections - December 24
02/12/25	STEPHEN PAYTE DSA INSPECTIONS, INC.	14107349	25	6290					16,640.00		DSA Inspections - January 25
02/19/25	STEPHEN PAYTE DSA INSPECTIONS, INC.	14112941	25	6290					960.00		rate increase for January DSA Inspections per revised invoice
03/13/25	STEPHEN PAYTE DSA INSPECTIONS, INC.	14139456	21	6290					15,840.00		DSA Inspections - February 25
03/17/25	LOWES HOME IMPROVEMENT WAREHOUSE	14142961	21	4300						209.76	1 microwave for staff lounge
03/13/25	US Bank - Cal Card	14139494	25	4400						2,395.04	Ice machine for NB staff lounge
03/17/25	LOWES HOME IMPROVEMENT WAREHOUSE	14142961	21	4400						884.37	1 refrigerator for staff lounge
Totals					-	132,613.57	767,505.00	16,843.00	50,080.00	3,489.17	Total Project Costs: 970,530.74

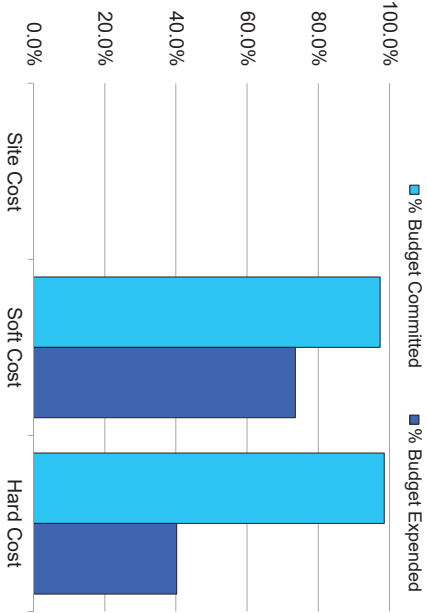


James Workman Middle School - JWMS MOD (JWMS MOD)

Summary Status

Description	Budgeted	Committed	Expended
Site Cost	-	-	-
Soft Cost	5,215,114	5,076,547	3,834,733
Hard Cost	56,721,425	55,856,223	22,824,069
Contingency	2,301,562	-	-
Total	64,238,101	60,932,770	26,658,802
Budgeted Hard Cost	88.3%		

Progress



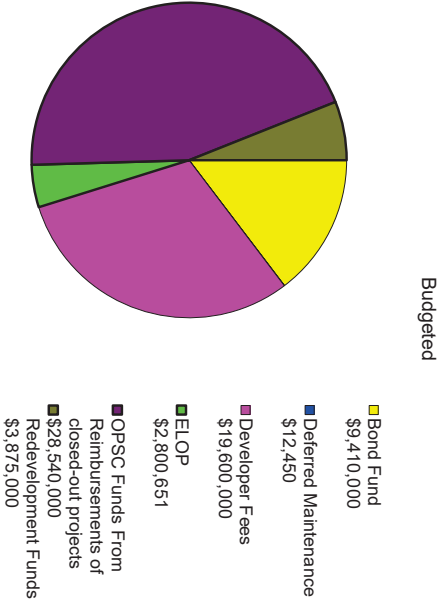
Budget Status

Initial Amount	2,000,000
Approved Changes	62,238,101
Pending Changes	-
Total	64,238,101
Budgeted Contingency	3.6%

Committed Status

Initial Contracted AMT	53,678,602
Contract Changes	7,254,168
Total	60,932,770
Budget Committed	94.9%

Funding Sources



Expenditure Status

Paid	23,276,583
In Process for PMT	2,141,426
Construction Withholds	1,240,793
Total	26,658,802
Budget Expended	41.5%

Construction Contract Status

Contract Name	Initial AMT	Current AMT	% Chng	Pending Changes	Work in Place	% Cmpmt	CCD Date	NOC Date
BERNARDS - C0004736	21,982,372	21,982,372	0.0%	(983,492)	20,506,952	93.3%	03/31/2025	
BERNARDS - C0005230	33,502,481	33,502,481	0.0%	(1,971,131)	2,223,149	6.6%	03/31/2027	
Total	55,484,853	55,484,853	0.0%	(2,954,623)	22,730,101	41.0%		

EXPENDITURE WORKSHEET

Detailed Listing of Project Expenditures (SAB 184a)

Page 1 of 1

School District:	County:	Project Number:	Report Number:
Palm Springs Unified School District	Riverside	Project Name: Landau Elementary School - LAN MOD (LAN MOD)	

Project Warrant Report (SAB 184a)

Date	Payee	Warrant Number	Fund Code	Object Code	Site (A)	Planning (B)	Construction (C)	Testing (D)	Inspection (E)	Furn' & Equip' (F)	Description / Purpose
01/10/25	PBK ARCHITECTS, INC.	14070440	21	6210		17,234.49					Constr. Admin. 30% complete
02/05/25	PBK ARCHITECTS, INC.	14098544	21	6210		17,234.49					Constr. Admin. 33% complete
02/13/25	PBK ARCHITECTS, INC.	FT00002158	35	6210		106,572.65					transferred from Fund 21 for TK
02/13/25	PBK ARCHITECTS, INC.	FT00002158	21	6210		(106,572.65)					transfer to Fund 35 for 9.8% TK proration
03/13/25	PBK ARCHITECTS, INC.	14139455	21	6210		17,234.49					Constr. Admin. 36% complete
01/21/25	Project Management	FT00001792	21	6245		3,068.62					Project MGMT Hems October - December 24
01/21/25	Project Management	FT00001780	21	6245		4,892.26					Project MGMT Dominguez October-December 24
02/05/25	MBO INC	14098492	21	6250		1,094.53					Construction Phase 3.9% complete
02/03/25	BERNARDS GMP	14095350	21	6270			1,081,552.00				Construction through 12/31/2024 - prelim
02/12/25	BERNARDS GMP	14107340	21	6270			2,522,574.00				Construction through 1/31/2025
02/13/25	BERNARDS GMP	FT00002158	35	6270			1,567,941.89				transfer from Fund 21
02/13/25	BERNARDS GMP	FT00002158	21	6270			(1,567,941.89)				transferred to Fund 35 for TK
03/27/25	BERNARDS GMP	14154946	21	6270			18,414.00				adj. to APP#10 due to contingency formula error
03/27/25	BERNARDS GMP	14154948	21	6270			1,998,501.00				Construction through 2/28/2025
01/23/25	BERNARDS GMP	14083524	21	6276			634.11				Interest on 1st LLB payment
01/28/25	BERNARDS GMP	14088470	21	6276			67,993.00				Construction IH - through 6/30/24
01/28/25	BERNARDS GMP	14088471	21	6276			12,394.15				LLB PYMT#1 - IH, interest payment on P0090147
03/04/25	BERNARDS GMP	14127777	21	6276			582.47				Interest on 2nd LLB payment - final
03/05/25	BERNARDS GMP	14128912	21	6276			109,941.85				LLB PYMT #2 - IH, interest payment on P0090147
03/18/25	Frontier Communications	14144580	21	6298			14,892.49				Relocation to MPOE in New Building
03/24/25	Precision Electric Group CA, INC.	14150225	21	6298			22,626.45				Install new breaker for existing switchboard
01/24/25	MTGL, INC.	14084351	21	6280				19,616.99			Material Testing & Inspection - December 24, incl. \$257.09 Admin Fees for INV 71917
02/13/25	MTGL, INC.	FT00002158	21	6280				(4,583.93)			transferred to Fund 35 for TK
02/13/25	MTGL, INC.	FT00002158	35	6280				4,583.93			transferred from Fund 21 for TK
03/04/25	MTGL, INC.	14127826	21	6280				7,957.74			Material Testing & Inspections - January 25
01/14/25	Vital Inspection Services INC	14074006	21	6290					16,500.00		DSA Inspections for MOD - December 24
02/12/25	Vital Inspection Services INC	140107348	21	6290					18,480.00		DSA Inspections for MOD - January 25
02/13/25	Vital Inspection Services INC	FT00002158	21	6290					(17,603.74)		transferred to Fund 35 for TK
02/13/25	Vital Inspection Services INC	FT00002158	35	6290					17,603.74		transferred from Fund 21 for TK
03/17/25	Vital Inspection Services INC	14142922	21	6290					16,720.00		DSA Inspections for MOD - February 24
Totals					-	60,758.88	5,850,105.52	27,574.73	51,700.00	-	Total Project Costs: 5,990,139.13

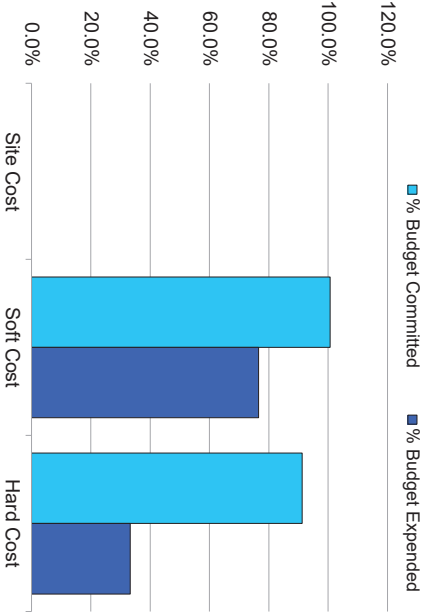


Landau Elementary School - LAN MOD (LAN MOD)

Summary Status

Description	Budgeted	Committed	Expended
Site Cost	-	-	-
Soft Cost	5,252,564	5,288,886	4,020,727
Hard Cost	67,920,016	61,939,948	22,618,919
Contingency	1,491,948	-	-
Total	74,664,528	67,228,834	26,639,646
Budgeted Hard Cost	91.0%		

Progress



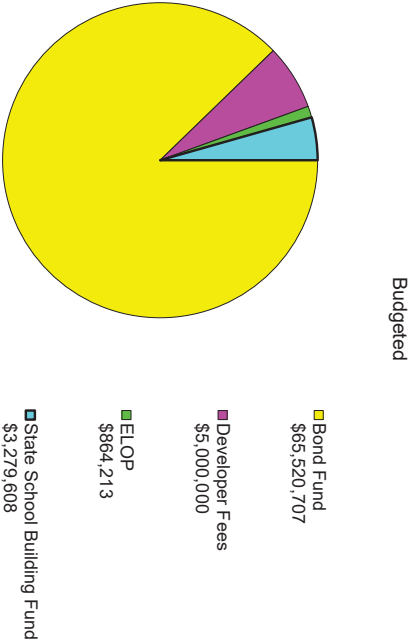
Budget Status

Initial Amount	1,000,000
Approved Changes	73,664,528
Pending Changes	-
Total	74,664,528
Budgeted Contingency	2.0%

Committed Status

Initial Contracted AMT	65,878,094
Contract Changes	1,350,740
Total	67,228,834
Budget Committed	90.0%

Funding Sources



Expenditure Status

Paid	23,753,599
In Process for PMT	23,220
Construction Withholds	2,862,827
Total	26,639,646
Budget Expended	35.7%

Construction Contract Status

Contract Name	Initial AMT	Current AMT	% Chng	Pending Changes	Work in Place	% Cmpmt	CCD Date	NOC Date
BERNARDS - C0004738 IH	3,043,710	2,446,720	-19.6%	-	2,446,720	100.0%	12/31/2023	09/04/2024
BERNARDS - C0004901	59,417,842	59,417,842	0.0%	(3,164,570)	20,098,378	33.8%	02/24/2027	
Total	62,461,552	61,864,562	-1.0%	(3,164,570)	22,545,098	36.4%		

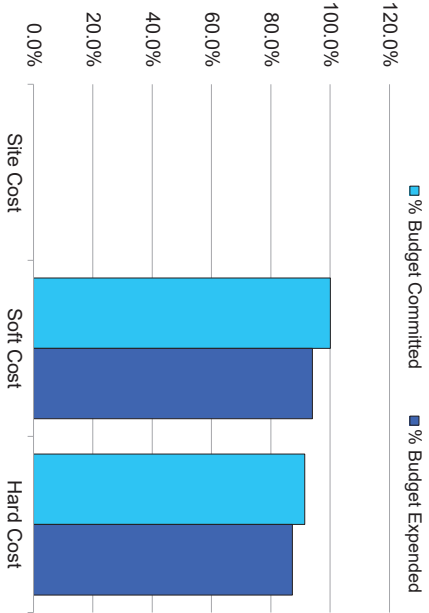


Nellie Coffman Middle School - NNC Locker Room Upgrades (NNC LR UPG)

Summary Status

Description	Budgeted	Committed	Expended
Site Cost	-	-	-
Soft Cost	388,799	389,062	365,351
Hard Cost	1,866,124	1,706,480	1,628,897
Contingency	44,077	-	-
Total	2,299,000	2,095,542	1,994,248
Budgeted Hard Cost 81.2%			

Progress



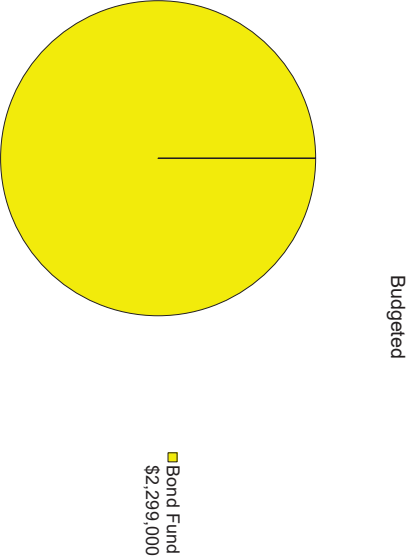
Budget Status

Initial Amount	2,000,000
Approved Changes	299,000
Pending Changes	-
Total	2,299,000
Budgeted Contingency 1.9%	

Committed Status

Initial Contracted AMT	2,066,155
Contract Changes	29,387
Total	2,095,542
Budget Committed 91.2%	

Funding Sources



Expenditure Status

Paid	1,914,683
District Held Retentions	79,565
Total	1,994,248
Budget Expended 86.7%	

Construction Contract Status

Contract Name	Initial AMT	Current AMT	% Chng	Pending Changes	Work in Place	% Cmpit	CCD Date	NOC Date
R Dependable Constr.	1,668,890	1,668,890	0.0%	(77,582)	1,591,308	95.4%	04/06/2024	
Total	1,668,890	1,668,890	0.0%	(77,582)	1,591,308	95.4%		

EXPENDITURE WORKSHEET

Detailed Listing of Project Expenditures (SAB 184a)

School District:	County:	Project Number:	Report Number:
Palm Springs Unified School District	Riverside	Project Name: Nellie Coffman Middle School - NNC Locker Room Upgrades (NNC LR UPG)	

Project Warrant Report (SAB 184a)

Date	Payee	Warrant Number	Fund Code	Object Code	Site (A)	Planning (B)	Construction (C)	Testing (D)	Inspection (E)	Furn' & Equip' (F)	Description / Purpose
02/06/25	SGH Architects	14100271	21	6210		1,120.00					Close-out 100% complete
01/21/25	Project Management	FT00001771	21	6245		544.27					Project Management October-December 24
					Totals	-	1,664.27	-	-	-	Total Project Costs: 1,664.27

EXPENDITURE WORKSHEET

Detailed Listing of Project Expenditures (SAB 184a)

School District:	County:	Project Number:	Report Number:
Palm Springs Unified School District	Riverside	Project Name: Palm Springs High School - PSHS Locker Room HVAC REPL. (PSHS LR HVAC)	

Project Warrant Report (SAB 184a)

Date	Payee	Warrant Number	Fund Code	Object Code	Site (A)	Planning (B)	Construction (C)	Testing (D)	Inspection (E)	Furn' & Equip' (F)	Description / Purpose
03/18/25	DLR Group /Baker Nowicki	14144588	40	6210		14,250.00					Constr. Admin. 15% complete
03/27/25	DIVISION OF STATE ARCHITECT	14154935	40	6220		8,359.49					addl. DSA Fees - rec. 3/20/2025
02/26/25	Quality Locating INC	14120874	21	6250		1,660.00					Surveying of Utilities
02/19/25	MMJ Construction INC	14112946	40	6270			367,904.30				Pay Application #2
03/13/25	Southern California West Coast Electric, INC	14139504	21	6298			1,281.25				Disconnect Power to PE Building
02/06/25	STAPLEDON ENTERPRISES, INC.	14100275	40	6290					2,300.00		DSA Inspections DEC 24-JAN 25
03/13/25	STAPLEDON ENTERPRISES, INC.	14139460	40	6290					800.00		DSA Inspections February 25
Totals					-	24,269.49	369,185.55	-	3,100.00	-	Total Project Costs: 396,555.04



Project Status

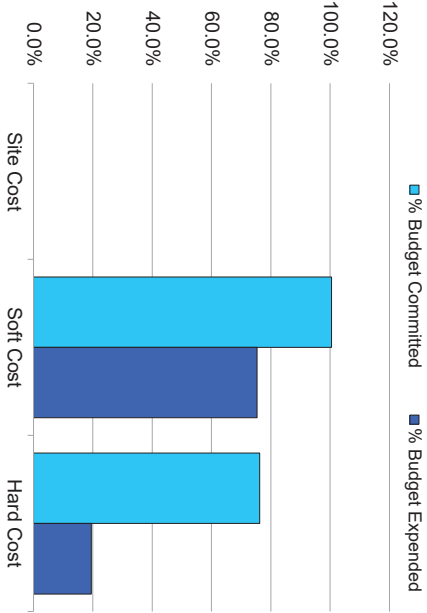
Budget, Commitments, Expenditures, Construction, Funding (thru 3/31/2025)

Palm Springs High School - PSHS Locker Room HVAC REPL. (PSHS LR HVAC)

Summary Status

Description	Budgeted	Committed	Expended
Site Cost	-	-	-
Soft Cost	426,837	428,962	321,754
Hard Cost	2,323,163	1,771,144	452,565
Contingency	-	-	-
Total	2,750,000	2,200,107	774,319
Budgeted Hard Cost	84.5%		

Progress



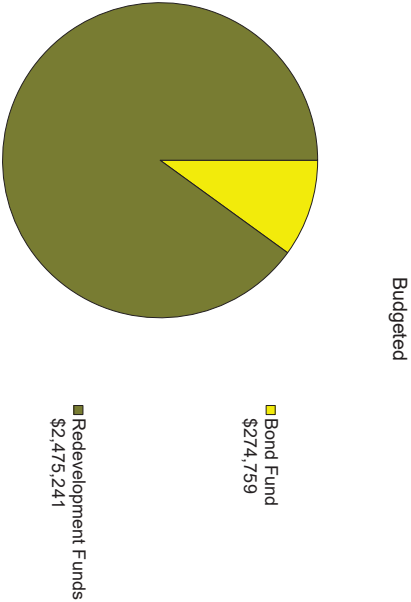
Budget Status

Initial Amount	1,499,000
Approved Changes	1,251,000
Pending Changes	-
Total	2,750,000
Budgeted Contingency	0.0%

Committed Status

Initial Contracted AMT	2,190,886
Contract Changes	9,221
Total	2,200,107
Budget Committed	80.0%

Funding Sources



Expenditure Status

Paid	751,755
District Held Retentions	22,564
Total	774,319
Budget Expended	28.2%

Construction Contract Status

Contract Name	Initial AMT	Current AMT	% Chng	Pending Changes	Work in Place	% Cmpit	CCD Date	NOC Date
MMJ Construction	1,769,863	1,769,863	0.0%	(143,890)	451,284	25.5%	05/26/2025	
Total	1,769,863	1,769,863	0.0%	(143,890)	451,284	25.5%		

EXPENDITURE WORKSHEET

Detailed Listing of Project Expenditures (SAB 184a)

Page 1 of 1

School District:	County:	Project Number:	Report Number:
Palm Springs Unified School District	Riverside	Project Name: Sunny Sands Elementary School - SS MOD - PH1 (SS MOD)	

Project Warrant Report (SAB 184a)

Date	Payee	Warrant Number	Fund Code	Object Code	Site (A)	Planning (B)	Construction (C)	Testing (D)	Inspection (E)	Furn' & Equip' (F)	Description / Purpose
01/10/25	PBK ARCHITECTS, INC.	14070442	21	6210		17,133.86					Constr. Admin. 30% complete
02/05/25	PBK ARCHITECTS, INC.	14098543	21	6210		17,133.86					Constr. Admin. 33% complete
03/13/25	PBK ARCHITECTS, INC.	14139454	21	6210		17,133.86					Constr. Admin. 36% complete
01/21/25	Project Management	FT00001780	21	6245		5,074.81					Project Management October - December 24
01/21/25	Project Management	FT00001792	21	6245		3,068.62					Project Management October - December 24
02/05/25	MBO INC	14098494	21	6250		1,094.53					Construction Phase 3.9% complete
01/23/25	Bernards	14083525	21	6270			790.00				Interst on 1st LLB payment for Contract C0004737
02/03/25	BERNARDS GMP	14095349	21	6270			922,118.00				PayAPP#9 - December 2024
02/12/25	BERNARDS GMP	14107342	21	6270			2,811,985.00				PayAPP#10 - January 2025
03/04/25	Bernards	14127779	21	6270			719.66				final INT PYMT 2nd LLB payment for Contract C0004737
03/18/25	BERNARDS GMP	14144591	21	6270			1,716,572.00				PayAPP#11 - February 2025
01/23/25	BERNARDS GMP	14083526	21	6276			16,880.24				LLB PYMT #1
03/05/25	BERNARDS GMP	14128915	21	6276			122,889.91				LLB PYMT#2 plus remaining 15cents contract value
03/18/25	Frontier Communications	14144569	21	6298			12,307.70				Relocation of MPOE in new Building
03/04/25	MTGL, INC.	14127827	21	6280				12,883.42			Material Testing & Inspections - January 2025
01/14/25	Vital Inspection Services INC	14074004	21	6290					23,000.00		DSA Inspections for SS MOD - December 2024
02/12/25	Vital Inspection Services INC	14107347	21	6290					23,920.00		DSA Inspections for SS MOD - January 2025
Totals					-	60,639.54	5,604,262.51	12,883.42	46,920.00	-	Total Project Costs:
											5,724,705.47

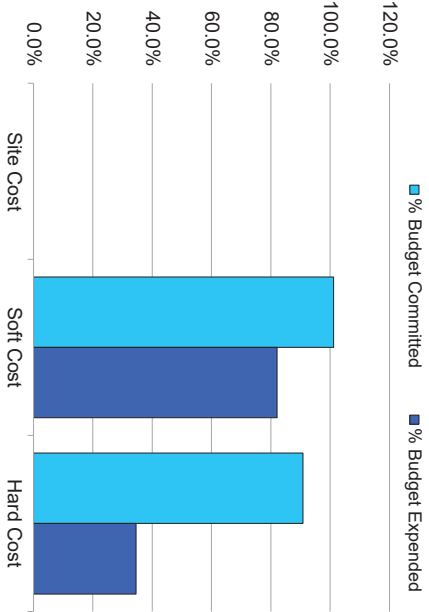


Sunny Sands Elementary School - SS MOD - PH1 (SS MOD)

Summary Status

Description	Budgeted	Committed	Expended
Site Cost	-	-	-
Soft Cost	4,795,122	4,850,020	3,934,324
Hard Cost	69,379,587	63,042,604	23,995,245
Contingency	2,105,073	-	-
Total	76,279,782	67,892,624	27,929,569
Budgeted Hard Cost	91.0%		

Progress



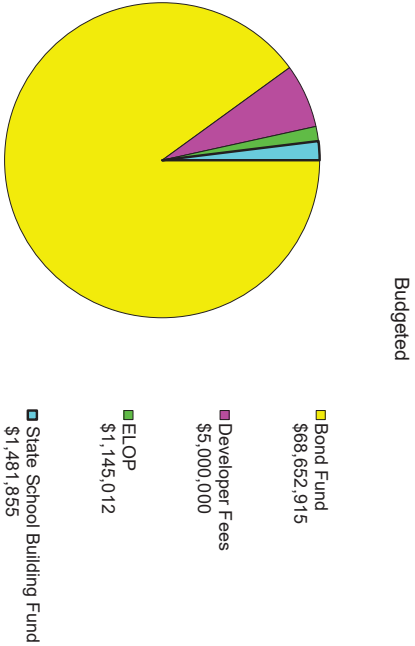
Budget Status

Initial Amount	1,000,000
Approved Changes	75,279,782
Pending Changes	-
Total	76,279,782
Budgeted Contingency	2.8%

Committed Status

Initial Contracted AMT	66,966,564
Contract Changes	926,061
Total	67,892,624
Budget Committed	89.0%

Funding Sources



Expenditure Status

Paid	24,970,287
In Process for PMT	65,621
Construction Withholds	2,893,660
Total	27,929,569
Budget Expended	36.6%

Construction Contract Status

Contract Name	Initial AMT	Current AMT	% Chng	Pending Changes	Work in Place	% Cmpmt	CCD Date	NOC Date
BERNARDS - C0004737 IH	4,128,204	3,338,767	-19.1%	-	3,338,767	100.0%	12/31/2023	09/04/2024
BERNARDS - C0004900	59,006,198	59,006,198	0.0%	(2,913,714)	20,068,948	34.0%	02/24/2027	
Total	63,134,402	62,344,965	-1.3%	(2,913,714)	23,407,715	37.5%		