

**Budget vs. Commitments and Expenditures
as of 3-31-2023**

School Name/Project Name	Total Budget	Total Commitments	% Budget Committed	Expenditures to Date	% Budget Spent	Remaining Balance	
Bubbling Wells MOD Design							
MEASURE E	1,000,000	71,006	7.1%	38,068	3.8%	961,932	no change since 6/30/22
Cathedral City High School MOD Design							
MEAS E - 4,531,721 incl. \$2,031,721 from Fire Alarms Phase 2	4,531,721	4,531,721	100.0%	2,892,772	63.8%	1,638,949	
MEAS I = \$71,000,000	71,000,000	167,270				71,000,000	
ESSER III & School Facilities Program Grant = 21,000,000	21,000,000					21,000,000	
Total Budget	96,531,721	4,698,991		2,892,772		93,638,949	
Della S. Lindley MOD Design							
MEAS E - 1,623,563 incl. \$623,563 from Fire Alarm Phase 2	1,623,563	1,116,520	68.8%	1,028,701.00	63.4%	594,862	
MEAS I - \$18,250,000	18,250,000	222,171.00	1.2%	-	0.0%	18,250,000	
Total	19,873,563	1,338,691.00		1,028,701.00		18,844,862	
District Wide Prop 39							
Measure E -matching Funds -4,787,000+170,000 DEC 21 Increase	4,957,000	4,950,185	99.9%	4,857,433	98.0%	99,567	no change since 12/31/2022
PROP39 Energy Funds - 5,728,733, General Fund 22,880	6,044,892	6,044,892	100.0%	6,044,892	100.0%	0	
40-0000 Energy Manager - \$391,440	391,440	391,440.00	100.0%	391,440.00	100.0%	-	
Total	11,393,332	11,386,517.25		11,293,764.45		99,568	
DLA 500 Building							
Measure E - \$1,200,000 prev. part of PSHS Seismic	1,200,000	1,200,000	100.0%	1,200,000.00	100.0%	-	
Developer Fees - \$11,300,000	11,300,000	10,581,602.00	93.6%	1,664,294.10	14.7%	9,635,706	
	12,500,000	11,781,602.00		2,864,294.10		9,635,706	
Facilities Master Plan							
MEASURE E	450,000	335,520	74.6%	327,282	72.7%	122,718	no change since 12/31/2022
James Workman MOD							
Measure E	9,410,000	2,301,777	24.5%	2,120,252.63	22.5%	7,289,747	
Fund 40 - OPSC Closed-Out Project Reimbursements	19,540,000	-		-		19,540,000	
Developer Fees - New Classroom Building only	21,000,000.00	1,244,531.83	5.9%	327,057.72	1.6%	20,672,942	
Total	49,950,000	3,546,309		2,447,310		47,502,690	
Landau MOD							
MEASURE E - \$1,554,824 incl. \$554,824 from Fire Alarms PH 2	1,554,824	1,554,824	100.0%	1,554,473.37	100.0%	351	
MEASURE I	37,410,000	1,071,677	2.9%	180,653.91	0.5%	37,229,346	
Total	38,964,824	2,626,501		1,735,127		37,229,697	
Nellie Coffman Locker Room Upgrades							
MEASURE E	2,000,000	260,068	13.0%	166,480	8.3%	1,833,520	
Palm Spring HS CR900&901 Upgrade							
MEASURE E	960,000	369,201	38.5%	52,837	5.5%	907,163	
Palm Springs HS Seismic							
MEASURE E \$1.2 million was moved to DLA 500 BLDG	38,630,000	34,197,666	88.5%	33,522,043	86.8%	5,107,957	
\$170,000 to PROP39 PSHS BB Lights, 3 Million to FB for re-distribution							
Palm Springs High School Chiller							
MEASURE E - transferred from NNC Chiller Project	2,140,000	2,135,797	99.8%	2,135,797	99.8%	4,203	final report
Sunny Sands MOD Design							
MEAS E - \$1,591,309 incl. \$591,309 from Fire Alarms Phase 2	1,590,939	1,590,135	99.9%	1,590,135.48	99.9%	804	
MEAS I - \$38,215,000	38,215,000	1,499,773.88	3.9%	66,643.77	0.2%	38,148,356	
School Facilities Project Grant - TK Design grant	292,460	90,398.44	30.9%	90,398.44	30.9%	202,062	
	40,098,399	3,180,308	7.9%	1,747,178	4.4%	38,351,221	
Measure E	Totals	70,048,047	54,614,421	78.0%	51,486,274	74%	18,561,773
Measure I	Totals	164,875,000	2,960,891	1.8%	247,298	0%	164,627,702
Other funding sources	Totals	79,568,792	18,352,864	23.1%	8,518,082	11%	71,050,710

EXPENDITURE WORKSHEET

Detailed Listing of Project Expenditures (SAB 184a)

Page 1 of 1

School District:	County:	Project Number:	Report Number:
Palm Springs Unified School District	Riverside	Project Name: Cathedral City High School - CCHS MOD PH1 (CCHS MOD)	

Project Warrant Report (SAB 184a)

Date	Payee	Warrant Number	Fund Code	Object Code	Site (A)	Planning (B)	Construction (C)	Testing (D)	Inspection (E)	Furn' & Equip' (F)	Description / Purpose
01/10/23	Orbach Huff & Henderson, LLP	14359041	21	5810		185.60					legal services - November 2022
01/13/23	Orbach Huff & Henderson, LLP	14364667	21	5810		34.80					legal services - December 2022
03/22/23	Orbach Huff & Henderson, LLP	14423973	21	5810		1,284.70					legal services - February 2023
01/10/23	DLR Group /Baker Nowicki	14359050	21	6210		112,767.20					Constr. Documents 63% complete
02/10/23	DLR Group /Baker Nowicki	14388159	21	6210		112,767.20					Constr. Documents 71% complete
03/08/23	DLR Group /Baker Nowicki	14412427	21	6210		84,575.40					Constr. Documents 77% complete
01/18/23	Project Management	FT00001871	21	6245		3,103.08					Project Management October - December 2022
01/19/23	Project Management	FT00001892	21	6245		891.86					Project Management October - December 2022
01/23/23	DESERT SUN	FT00001939	21	6250		124.96					Ad - Request for RFQ, Warrant 14356258 1/6/2023
Totals					-	315,734.80	-	-	-	-	Total Project Costs: 315,734.80

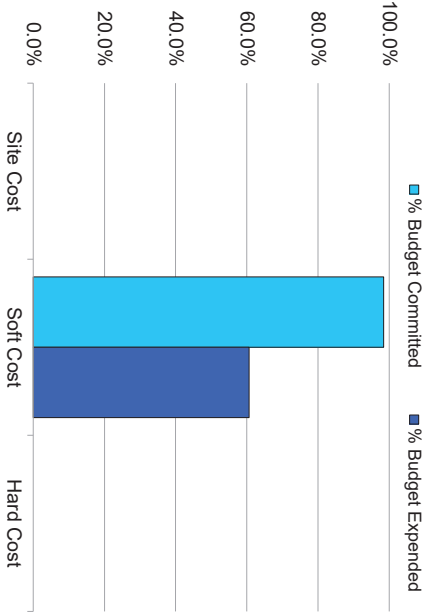


Cathedral City High School - CCHS MOD PH1 (CCHS MOD)

Summary Status

Description	Budgeted	Committed	Expended
Site Cost	-	-	-
Soft Cost	4,772,300	4,698,991	2,892,772
Hard Cost	-	-	-
Contingency	103,704	-	-
Total	4,876,004	4,698,991	2,892,772
Budgeted Hard Cost	0.0%		

Progress



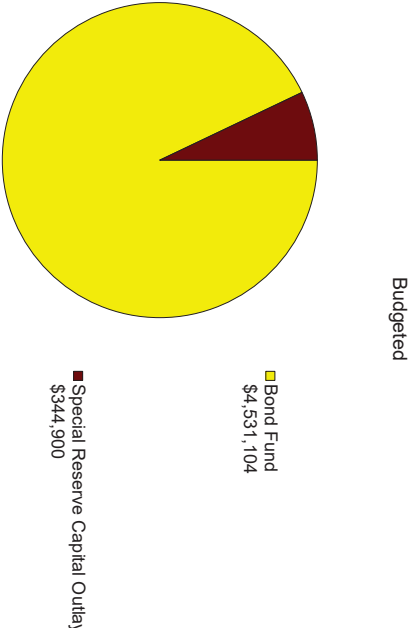
Budget Status

Initial Amount	2,500,000
Approved Changes	2,376,004
Pending Changes	-
Total	4,876,004
Budgeted Contingency	2.1%

Committed Status

Initial Contracted AMT	4,718,255
Contract Changes	(19,264)
Total	4,698,991
Budget Committed	96.4%

Funding Sources



Expenditure Status

Paid	2,871,812
In Process for PMT	20,960
Total	2,892,772
Budget Expended	59.3%

Construction Contract Status

No Construction to report.
Project budget not aged: no construction start budgeted.

Citizen Oversight Committee Annual Report Measure E - Ongoing

Active Projects	Gross Expenditures thru 09/30/2023	Estimate to Complete	Total Project	Less: Approved State Funding	Estimated Bond Expenditures	Comments
Bubbling Wells MOD Design	\$ 38,156	\$ 961,844	\$ 1,000,000	\$ -	\$ 1,000,000	
Cathedral City H.S. MOD Design	\$ 3,416,060	\$ 1,115,044	\$ 4,531,104	\$ -	\$ 4,531,104	split funded with MEAS I, ESSER III and State Funds for a total project budget of \$96,531,104
Della S Lindley MOD Design	\$ 1,268,727	\$ 354,836	\$ 1,623,563	\$ -	\$ 1,623,563	split funded with MEAS I for a total project budget of \$19,873,563
DLA 500 BLDG	\$ 1,200,000	\$ -	\$ 1,200,000	\$ -	\$ 1,200,000	split funded with Developer Fees for a total project budget of \$12,500,000
Facilities Master Plan Update	\$ 327,282	\$ 122,718	\$ 450,000	\$ -	\$ 450,000	
James Workman M.S. MOD Design	\$ 2,233,929	\$ 1,016,071	\$ 3,250,000	\$ -	\$ 3,250,000	split funded with DEV. Fees and State Funding for a total project budget of \$49,950,000
Landau ELEM MOD Design	\$ 1,565,389	\$ (10,565)	\$ 1,554,824	\$ -	\$ 1,554,824	split funded with MEAS I for a total project budget of \$38,964,824
Nellie Coffman Locker Room Upgrades	\$ 206,931	\$ 1,793,069	\$ 2,000,000	\$ -	\$ 2,000,000	
Palm Springs H.S. Locker Room HVAC	\$ 169,290	\$ 1,329,710	\$ 1,499,000		\$ 1,499,000	
Palm Springs H.S. Seismic	\$ 33,836,519	\$ 152,377	\$ 33,988,896	\$ -	\$ 33,988,896	final reduced budget
Sunny Sands ELEM MOD Design	\$ 1,599,647	\$ (9,508)	\$ 1,590,139	\$ -	\$ 1,590,139	split funded with MEAS I and State funds for a total project budget of \$40,098,399
Other Bond Costs	\$ 282,333	\$ 200,000	\$ 482,333	\$ -	\$ 482,333	ongoing
Completed Projects	\$ 323,859,562	\$ 180,961	\$ 324,040,523	\$ 7,013,076	\$ 316,846,486	
Total Measure E	370,003,824.59	\$ 7,206,557	\$ 377,210,382	\$ 7,013,076	\$ 370,016,345	
Measure E Funds received					\$ 304,690,000	
State Funds received and transferred to Fund 21					\$ 69,543,216	
Interest earned					\$ 9,377,863	
Refunds					\$ 125,996	
Current and Complete Projects					\$ (370,016,345)	
remaining Measure E Funds					<u><u>\$ 13,720,731</u></u>	to be used for current MOD projects

EXPENDITURE WORKSHEET

Detailed Listing of Project Expenditures (SAB 184a)

Page 1 of 1

School District:	County:	Project Number:	Report Number:
Palm Springs Unified School District	Riverside	Project Name: Desert Learning Academy - DLA 500 BLDG (DLA 500 BLDG)	

Project Warrant Report (SAB 184a)

Date	Payee	Warrant Number	Fund Code	Object Code	Site (A)	Planning (B)	Construction (C)	Testing (D)	Inspection (E)	Furn' & Equip' (F)	Description / Purpose
01/10/23	DLR Group /Baker Nowicki	14359049	21	6210		4,531.25					Constr. Admin. 46.65% complete
02/10/23	DLR Group /Baker Nowicki	14388158	25	6210		372,623.54					Constr. Admin. 50.65% compl., catch-up billing for Amend#1 project cost increase
03/08/23	DLR Group /Baker Nowicki	14412429	25	6210		7,932.59					Constr. Admin. 54.65% complete
01/18/23	FY19 Project Management	FT00001887	25	6245		2,758.23					Project Management October - December 22
01/10/23	R.C. Construction Services INC	14358985	25	6270			159,960.05				Pay Application #1 Phase 2 Construction
03/20/23	R.C. Construction Services INC	14421952	25	6270			388,504.40				Pay Application #2 Phase 2 Construction
03/20/23	PACIFIC WESTERN BANK	14421967	25	6270			28,866.55				Escrow for Pay Appl. 1&2
03/27/23	PACIFIC WESTERN BANK	14428536	25	6270			22,274.99				Escrow for Pay Application #3
03/27/23	R.C. Construction Services INC	14428604	25	6270			423,224.76				Pay Application #3 Phase 2 Construction
01/20/23	EARTH SYSTEMS PACIFIC FORMERLY EARTH SYSTEMS SOUTHWEST	14368339	25	6280				1,709.00			Phase 1 T&I
02/28/23	EARTH SYSTEMS PACIFIC FORMERLY EARTH SYSTEMS SOUTHWEST	14403217	21	6280				8,362.50			
03/21/23	EARTH SYSTEMS PACIFIC FORMERLY EARTH SYSTEMS SOUTHWEST	14423558	25	6280				2,205.00			Phase 1 T&I - final billing
03/22/23	EARTH SYSTEMS PACIFIC FORMERLY EARTH SYSTEMS SOUTHWEST	14423910	21	6280				34,928.50			Testing & Inspection - February 2023
01/10/23	STEPHEN PAYTE DSA INSPECTIONS, INC.	14358991	25	6290					8,742.00		DSA Inspections - January 23
01/10/23	STEPHEN PAYTE DSA INSPECTIONS, INC.	14358988	25	6290					8,272.00		DSA Inspections - December 22
03/13/23	STEPHEN PAYTE DSA INSPECTIONS, INC.	14415342	25	6290					4,230.00		DSA Inspections - January 2023
03/20/23	STEPHEN PAYTE DSA INSPECTIONS, INC.	14421954	25	6290					14,664.00		DSA Inspections - February 2023
Totals					-	387,845.61	1,022,830.75	47,205.00	35,908.00	-	Total Project Costs: 1,493,789.36



Project Status

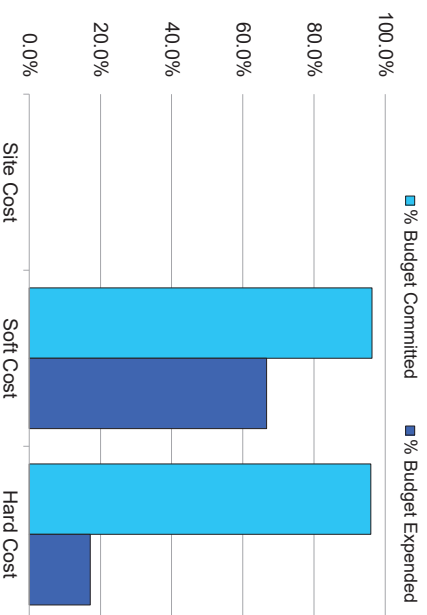
Budget, Commitments, Expenditures, Construction, Funding (thru 3/31/2023)

Desert Learning Academy - DLA 500 BLDG (DLA 500 BLDG)

Summary Status

Description	Budgeted	Committed	Expended
Site Cost	-	-	-
Soft Cost	1,572,783	1,514,774	1,048,075
Hard Cost	10,881,379	10,440,642	1,865,673
Contingency	45,838	-	-
Total	12,500,000	11,955,416	2,913,748
Budgeted Hard Cost	87.1%		

Progress



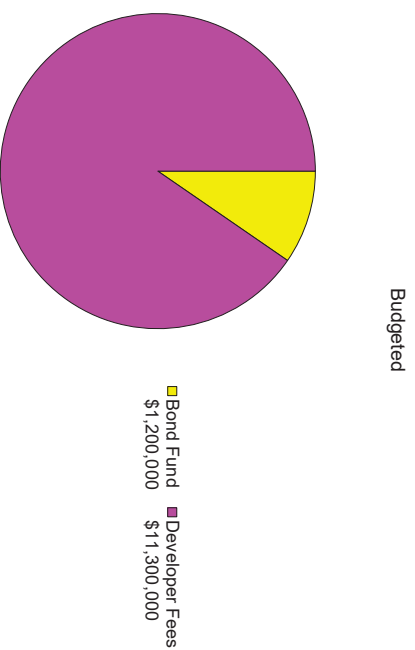
Budget Status

Initial Amount	5,200,000
Approved Changes	7,300,000
Pending Changes	-
Total	12,500,000
Budgeted Contingency	0.4%

Committed Status

Initial Contracted AMT	11,738,153
Contract Changes	217,263
Total	11,955,416
Budget Committed	95.6%

Funding Sources



Expenditure Status

Paid	2,874,060
District Held Retentions	39,689
Total	2,913,748
Budget Expended	23.3%

Construction Contract Status

Contract Name	Initial AMT	Current AMT	% Chng	Pending Changes	Work in Place	% Cmpit	CCD Date	NOC Date
Desert Concepts - INCR.1	990,571	990,571	0.0%	-	793,771	80.1%	10/01/2022	
R Dependable - INCR.2	30,591	30,591	0.0%	-	30,591	100.0%	07/20/2022	
R.C. Construction - INCR.2	9,401,000	9,401,000	0.0%	-	1,817,534	19.3%	12/28/2023	
Total	10,422,162	10,422,162	0.0%	-	2,641,896	25.3%		

EXPENDITURE WORKSHEET

Detailed Listing of Project Expenditures (SAB 184a)

Page 1 of 1

School District:	County:	Project Number:	Report Number:
Palm Springs Unified School District	Riverside	Project Name: Della S Lindley - DSL Modernization (DSL MOD)	

Project Warrant Report (SAB 184a)

Date	Payee	Warrant Number	Fund Code	Object Code	Site (A)	Planning (B)	Construction (C)	Testing (D)	Inspection (E)	Furn' & Equip' (F)	Description / Purpose
01/10/23	Orbach Huff & Henderson, LLP	14359041	21	5810		185.60					legal services - December 2022
01/13/23	Orbach Huff & Henderson, LLP	14364667	21	5810		34.80					legal services - December 2022
03/22/23	Orbach Huff & Henderson, LLP	14423973	21	5810		1,284.70					legal services - February 2023
01/20/23	PBK ARCHITECTS, INC.	14368328	21	6210		9,240.00					Structural Consultant Services - Miyamoto
02/03/23	PBK ARCHITECTS, INC.	14381279	21	6210		23,750.00					Construction Documents 100% complete
02/06/23	CALIFORNIA GEOLOGICAL SURVEY	FT00002121	21	6240		4,800.00					Geological Survey review fee
02/15/23	EARTH SYSTEMS PACIFIC	14391761	21	6240		9,950.00					Geotechnical and Geologic Hazards Report Update
01/18/23	Project Management	FT00001871	21	6245		1,365.55					Project Management October - December 22
01/23/23	DESERT SUN	FT00001939	21	6250		124.96					Ad - Request for RFQ, Warrant 14356258
Totals					-	50,735.61	-	-	-	-	Total Project Costs: 50,735.61



Della S Lindley - DSL Modernization (DSL MOD)

Summary Status			
Description	Budgeted	Committed	Expended
Site Cost	-	-	-
Soft Cost	1,961,043	1,116,520	1,028,701
Hard Cost	16,422,171	222,171	-
Contingency	1,490,349	-	-
Total	19,873,563	1,338,691	1,028,701
Budgeted Hard Cost		82.6%	

Budget Status		
Initial Amount	1,000,000	
Approved Changes	18,873,563	
Pending Changes	-	
Total	19,873,563	
Budgeted Contingency 7.5%		


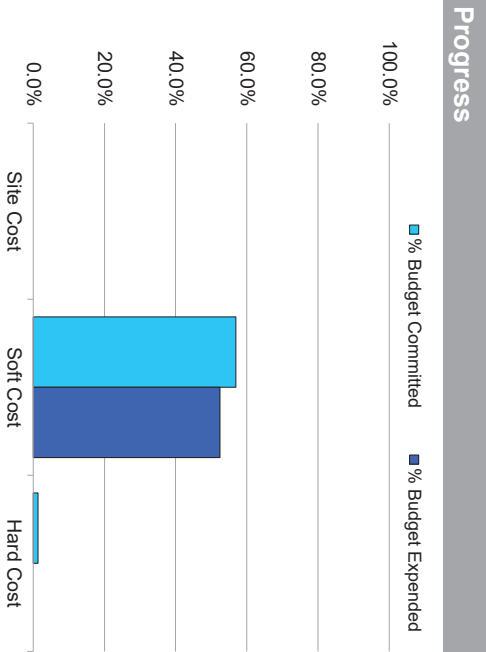
Committed Status		
Initial Contracted AMT	1,267,052	
Contract Changes	71,639	5.4%
Total	1,338,691	
Budget Committed 6.7%		

Expenditure Status	
Paid	1,028,701
Total	1,028,701
Budget Expended 5.2%	

Construction Contract Status

No Construction to report.

Construction is budgeted to start in FY 22-23.



EXPENDITURE WORKSHEET

Detailed Listing of Project Expenditures (SAB 184a)

Page 1 of 1

School District:	County:	Project Number:	Report Number:
Palm Springs Unified School District	Riverside	Project Name: James Workman Middle School - JWMS MOD (JWMS MOD)	

Project Warrant Report (SAB 184a)

Date	Payee	Warrant Number	Fund Code	Object Code	Site (A)	Planning (B)	Construction (C)	Testing (D)	Inspection (E)	Furn' & Equip' (F)	Description / Purpose
01/10/23	Orbach Huff & Henderson, LLP	14359041	21	5810		185.60					legal services - November 2022
01/13/23	Orbach Huff & Henderson, LLP	14364667	21	5810		34.80					legal services
03/22/23	Orbach Huff & Henderson, LLP	14423973	21	5810		1,134.88					legal services - February 2023
02/13/23	DLR Group /Baker Nowicki	14389760	21	6210		17,517.50					FP Scope - Prelim Design 50% complete
03/08/23	DLR Group /Baker Nowicki	14412428	21	6210		17,517.50					FP Scope - Preliminary Design 100% complete
01/18/23	Project Management	FT00001871	25	6245		2,278.73					Project Management October-December 2022
01/19/23	Project Management	FT00001892	25	6245		1,452.85					Project Management October-December 2022
01/23/23	DESERT SUN	FT00001939	21	6250		124.96					Ad - Request for RFQ, Warrant 14356258 1/6/2023
Totals						-	40,246.82	-	-	-	Total Project Costs: 40,246.82



Project Status
Budget, Commitments, Expenditures, Construction, Funding (thru 3/31/2023)

James Workman Middle School - JWMS MOD (JWMS MOD)

Summary Status

Description	Budgeted	Committed	Expended
Site Cost	-	-	-
Soft Cost	3,561,848	3,538,809	2,447,310
Hard Cost	15,000,000	-	-
Contingency	31,388,152	-	-
Total	49,950,000	3,538,809	2,447,310
Budgeted Hard Cost	30.0%		

Budget Status

Initial Amount	2,000,000
Approved Changes	47,950,000
Pending Changes	-
Total	49,950,000
Budgeted Contingency	62.8%

Committed Status

Initial Contracted AMT	2,406,922	
Contract Changes	1,131,887	32.0%
Total	3,538,809	
Budget Committed	7.1%	

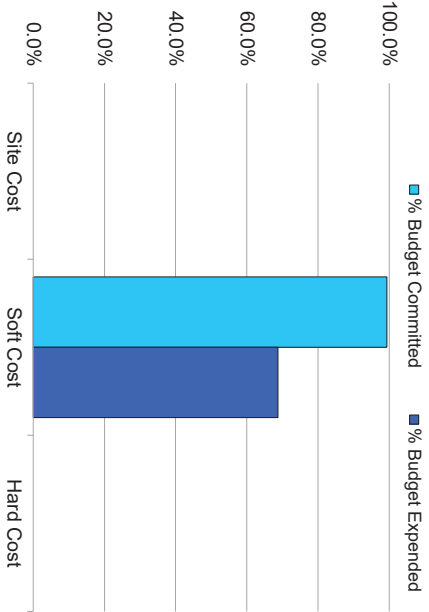
Expenditure Status

Paid	2,447,310
Total	2,447,310
Budget Expended	4.9%

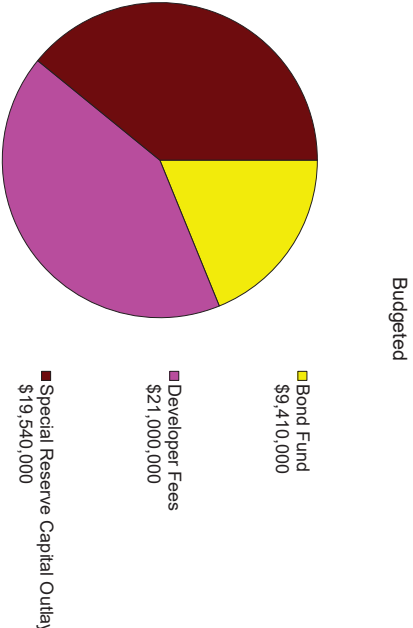
Construction Contract Status

No Construction to report.
Construction is budgeted to start in FY 22-23.

Progress



Funding Sources



EXPENDITURE WORKSHEET

Detailed Listing of Project Expenditures (SAB 184a)

Page 1 of 1

School District:	County:	Project Number:	Report Number:
Palm Springs Unified School District	Riverside	Project Name: Landau Elementary School - LAN MOD - PH1 (LAN MOD)	

Project Warrant Report (SAB 184a)

Date	Payee	Warrant Number	Fund Code	Object Code	Site (A)	Planning (B)	Construction (C)	Testing (D)	Inspection (E)	Furn' & Equip' (F)	Description / Purpose
01/10/23	Orbach Huff & Henderson, LLP	14359041	21	5810		185.60					legal services - November 2022
01/13/23	Orbach Huff & Henderson, LLP	14364667	21	5810		34.80					legal services - December 2022
03/22/23	Orbach Huff & Henderson, LLP	14423973	21	5810		1,134.86					legal services - February 2023
01/05/23	PBK ARCHITECTS, INC.	14354884	21	6210		63,263.96					Constr. Documents 95% complete
02/03/23	PBK ARCHITECTS, INC.	14381283	21	6210		41,762.26					Constr. Documents 100% complete
03/06/23	PBK ARCHITECTS, INC.	14409262	21	6210		9,761.43					MPR Schematic Design 75% complete
02/28/23	DIVISION OF STATE ARCHITECT	FT00002333	21	6220		-					transfer from resource 9383
01/18/23	Project Management	FT00001871	21	6245		2,633.76					Project Management October - December 22
01/19/23	Project Management	FT00001892	21	6245		1,357.85					Project Management Dominguez October - December 22
01/23/23	DESERT SUN	FT00001939	21	6250		124.96					Ad - Request for RFQ, Warrant 14356258 1/6/2023
02/03/23	PBK ARCHITECTS, INC.	14381283	21	6250		3,956.26					Consultant Reimbursable - Epic Engineers
03/06/23	PBK ARCHITECTS, INC.	14409262	21	6250		2,187.50					Consultant Reimbursable - Epic Engineers
Totals					-	126,403.24	-	-	-	-	Total Project Costs: 126,403.24



Landau Elementary School - LAN MOD - PH1 (LAN MOD)

Summary Status			
Description	Budgeted	Committed	Expended
Site Cost	-	-	-
Soft Cost	3,405,065	2,626,501	1,735,127
Hard Cost	34,100,000	-	-
Contingency	1,459,759	-	-
Total	38,964,824	2,626,501	1,735,127
Budgeted Hard Cost	87.5%		

Budget Status	
Initial Amount	1,000,000
Approved Changes	37,964,824
Pending Changes	-
Total	38,964,824
Budgeted Contingency	3.7%


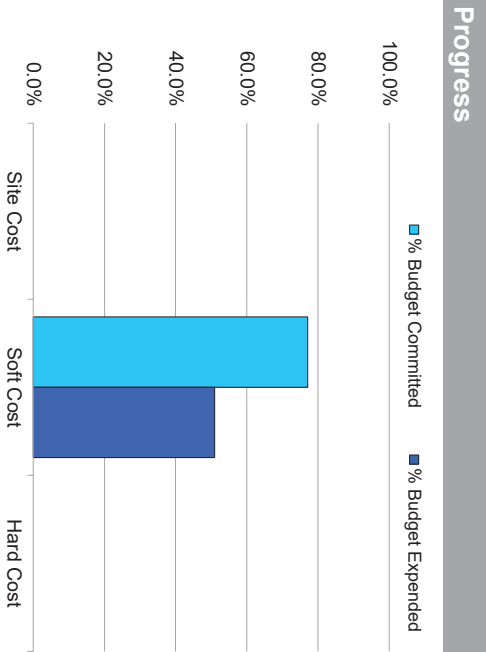
Committed Status		
Initial Contracted AMT	2,614,615	
Contract Changes	11,886	0.5%
Total	2,626,501	
Budget Committed	6.7%	

Expenditure Status	
Paid	1,735,127
Total	1,735,127
Budget Expended	4.5%

Construction Contract Status

No Construction to report.

Construction is budgeted to start in FY 22-23.



EXPENDITURE WORKSHEET

Detailed Listing of Project Expenditures (SAB 184a)

School District:	County:	Project Number:	Report Number:
Palm Springs Unified School District	Riverside	Project Name: Nellie Coffman Middle School - NNC Locker Room Upgrades (NNC LR UPG)	

Project Warrant Report (SAB 184a)

Date	Payee	Warrant Number	Fund Code	Object Code	Site (A)	Planning (B)	Construction (C)	Testing (D)	Inspection (E)	Furn' & Equip' (F)	Description / Purpose
01/10/23	SGH Architects	14358986	21	6210		58,240.00					Design Development 100% complete, Constr. Docs. 50% complete
02/10/23	SGH Architects	14388195	21	6210		26,880.00					Constr. Docs. 90% complete
03/10/23	SGH Architects	14413843	21	6210		3,360.00					Constr. Docs. 95% complete
02/06/23	DIVISION OF STATE ARCHITECT	FT00002121	21	6220		19,350.00					DSA filing fees
01/18/23	Project Management	FT00001887	21	6245		546.68					Project Management October - December 22
					Totals	-	108,376.68	-	-	-	Total Project Costs: 108,376.68



Project Status

Budget, Commitments, Expenditures, Construction, Funding (thru 3/31/2023)

Nellie Coffman Middle School - NNC Locker Room Upgrades (NNC LR UPG)

Summary Status

Description	Budgeted	Committed	Expended
Site Cost	-	-	-
Soft Cost	310,000	260,068	166,480
Hard Cost	1,600,000	-	-
Contingency	90,000	-	-
Total	2,000,000	260,068	166,480
Budgeted Hard Cost	80.0%		

Budget Status

Initial Amount	2,000,000
Pending Changes	-
Total	2,000,000
Budgeted Contingency	4.5%

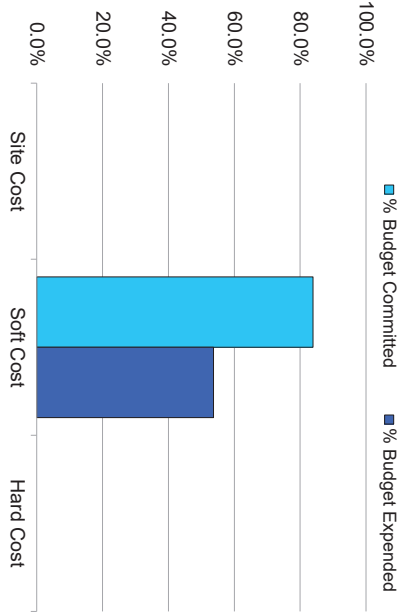
Committed Status

Initial Contracted AMT	255,067
Contract Changes	5,001
Total	260,068
Budget Committed	13.0%

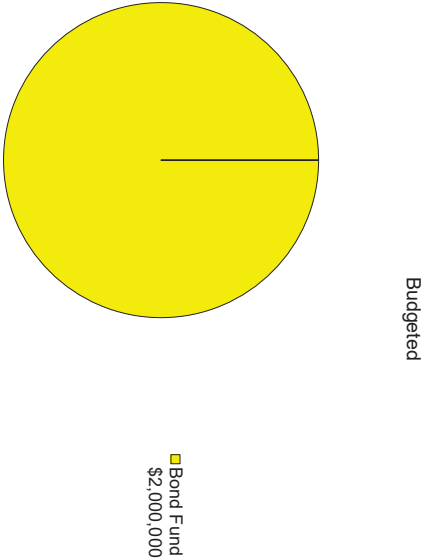
Expenditure Status

Paid	166,480
Total	166,480
Budget Expended	8.3%

Progress



Funding Sources



Construction Contract Status

No Construction to report.
Construction is budgeted to start in FY 22-23.

EXPENDITURE WORKSHEET

Detailed Listing of Project Expenditures (SAB 184a)

School District:	County:	Project Number:	Report Number:
Palm Springs Unified School District	Riverside	Project Name: Palm Springs High School - PSHS CR 900 & 901 Updates (PSHS CR Updates)	

Project Warrant Report (SAB 184a)

Date	Payee	Warrant Number	Fund Code	Object Code	Site (A)	Planning (B)	Construction (C)	Testing (D)	Inspection (E)	Furn' & Equip' (F)	Description / Purpose
02/10/23	SGH Architects	14388197	21	6210		1,200.00					Constr. Admin. 10% complete
03/10/23	SGH Architects	14413844	21	6210		600.00					Constr. Admin. 15% complete
02/01/23	5M Contracting	14379550	21	6240		1,500.00					Asbestos Survey
01/18/23	Project Management	FT00001887	21	6245		928.97					Project Management October - December 2022
					Totals	-	4,228.97	-	-	-	Total Project Costs: 4,228.97



Project Status

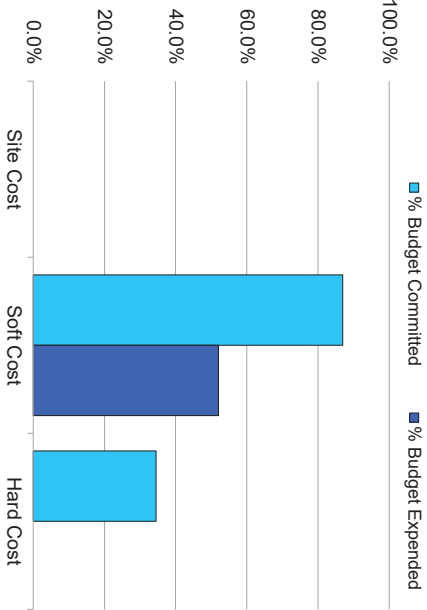
Budget, Commitments, Expenditures, Construction, Funding (thru 3/31/2023)

Palm Springs High School - PSHS CR 900 & 901 Updates (PSHS CR Updates)

Summary Status

Description	Budgeted	Committed	Expended
Site Cost	-	-	-
Soft Cost	101,500	88,232	52,837
Hard Cost	815,000	280,969	-
Contingency	43,500	-	-
Total	960,000	369,201	52,837
Budgeted Hard Cost	84.9%		

Progress



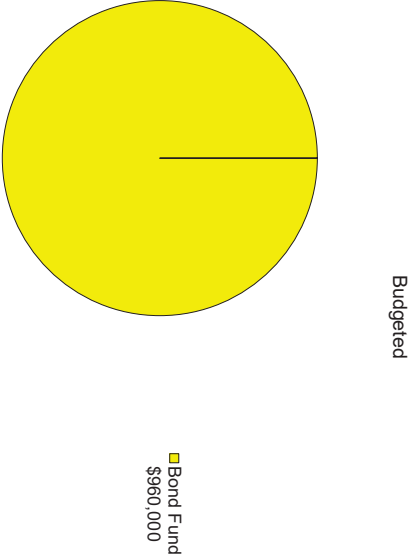
Budget Status

Initial Amount	960,000
Approved Changes	-
Pending Changes	-
Total	960,000
Budgeted Contingency	4.5%

Committed Status

Initial Contracted AMT	339,201
Contract Changes	30,000
Total	369,201
Budget Committed	38.5%

Funding Sources



Expenditure Status

Paid	52,837
Total	52,837
Budget Expended	5.5%

Construction Contract Status

Contract Name	Initial AMT	Current AMT	% Chng	Pending Changes	Work in Place	% Cmpit	CCD Date	NOC Date
Reed	256,970	256,970	0.0%	-	-	0.0%	04/22/2023	
Total	256,970	256,970	0.0%	-	-	0.0%		

EXPENDITURE WORKSHEET

Detailed Listing of Project Expenditures (SAB 184a)

School District: Palm Springs Unified School District				County: Riverside		Project Number: Project Name: Palm Springs High School - PSHS CHILLER PROJECT (PSHS CHILLER)				Report Number:	
Project Warrant Report (SAB 184a)											
Date	Payee	Warrant Number	Fund Code	Object Code	Site (A)	Planning (B)	Construction (C)	Testing (D)	Inspection (E)	Furn' & Equip' (F)	Description / Purpose
03/27/23	R & R Controls, INC	14428606	21	6298			2,134.00				Chiller Interface Panel Connections
Totals					-	-	2,134.00	-	-	-	Total Project Costs: 2,134.00

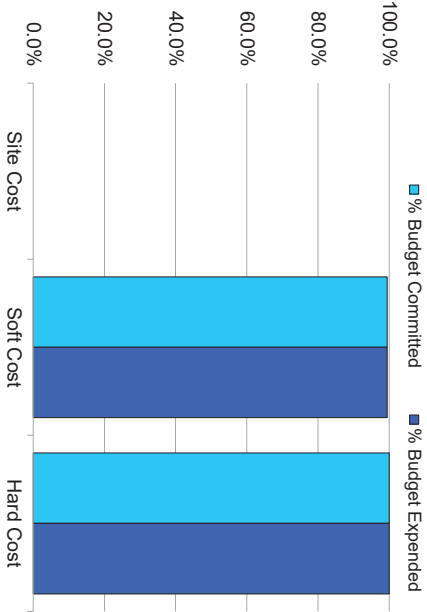


Palm Springs High School - PSHS CHILLER PROJECT (PSHS CHILLER)

Summary Status

Description	Budgeted	Committed	Expended
Site Cost	-	-	-
Soft Cost	233,635	232,379	232,379
Hard Cost	1,903,418	1,903,418	1,903,418
Contingency	2,947	-	-
Total	2,140,000	2,135,797	2,135,797
Budgeted Hard Cost	88.9%		

Progress



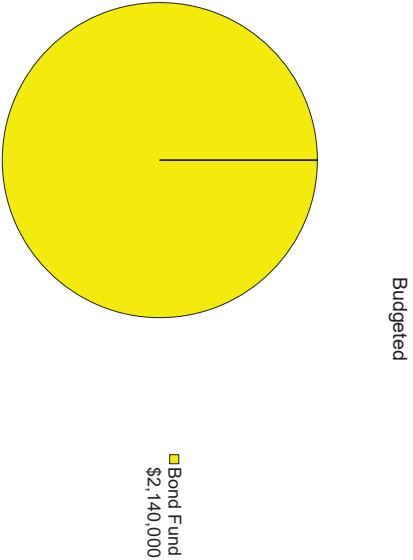
Budget Status

Initial Amount	2,000,000
Approved Changes	140,000
Pending Changes	-
Total	2,140,000
Budgeted Contingency	0.1%

Committed Status

Initial Contracted AMT	2,039,187
Contract Changes	96,610
Total	2,135,797
Budget Committed	99.8%

Funding Sources



Expenditure Status

Paid	2,135,797
Total	2,135,797
Budget Expended	99.8%

Construction Contract Status

Contract Name	Initial AMT	Current AMT	% Chng	Pending Changes	Work in Place	% Cmpit	CCD Date	NOC Date
West Coast Air	1,820,760	1,901,284	4.4%	-	1,901,284	100.0%	01/01/2022	
Total	1,820,760	1,901,284	4.4%	-	1,901,284	100.0%		

EXPENDITURE WORKSHEET

Detailed Listing of Project Expenditures (SAB 184a)

School District:	County:	Project Number:	Report Number:
Palm Springs Unified School District	Riverside	Project Name: Palm Springs High School - Palm Springs HS Seismic Imprvs (PSHS SEISMIC)	

Project Warrant Report (SAB 184a)

Date	Payee	Warrant Number	Fund Code	Object Code	Site (A)	Planning (B)	Construction (C)	Testing (D)	Inspection (E)	Furn' & Equip' (F)	Description / Purpose
01/18/23	Project Management FY18	FT00001887	21	6245		696.72					Project Management October - December 2022
02/28/23	BERNARDS GMP	14403209	21	6270			114,000.00				Construction - JAN 23
01/10/23	STEPHEN PAYTE DSA INSPECTIONS, INC.	14358991	21	6290					704.00		DSA Inspection - December 2022
03/20/23	STEPHEN PAYTE DSA INSPECTIONS, INC.	14421953	21	6290					352.00		DSA Inspection - January 2023
01/18/23	School Specialty	14365936	21	4300						2,492.04	6 Metal Book Shelves
Totals					-	696.72	114,000.00	-	1,056.00	2,492.04	Total Project Costs: 118,244.76



Project Status

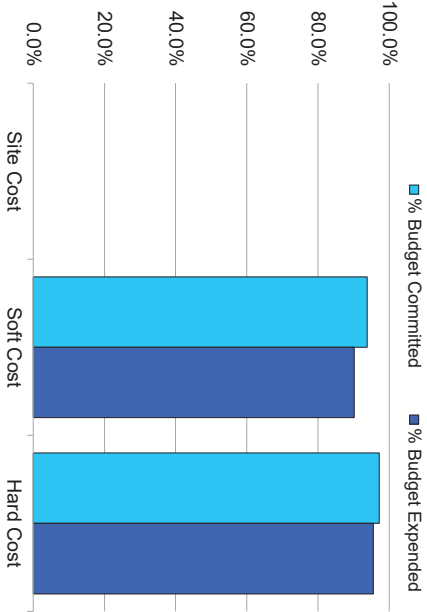
Budget, Commitments, Expenditures, Construction, Funding (thru 3/31/2023)

Palm Springs High School - Palm Springs HS Seismic Imprvs (PSHS SEISMIC)

Summary Status

Description	Budgeted	Committed	Expended
Site Cost	-	-	-
Soft Cost	4,935,561	4,630,650	4,449,742
Hard Cost	30,431,825	29,567,016	29,072,301
Contingency	3,262,614	-	-
Total	38,630,000	34,197,666	33,522,043
Budgeted Hard Cost	78.8%		

Progress



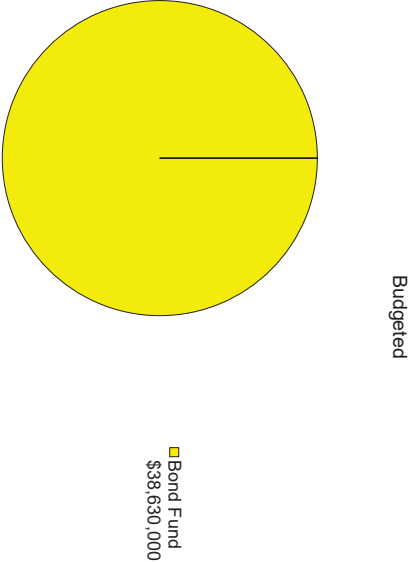
Budget Status

Initial Amount	43,000,000
Approved Changes	(4,370,000)
Pending Changes	-
Total	38,630,000
Budgeted Contingency	8.4%

Committed Status

Initial Contracted AMT	33,844,680
Contract Changes	352,986
Total	34,197,666
Budget Committed	88.5%

Funding Sources



Expenditure Status

Paid	32,065,452
Construction Withholds	1,456,591
Total	33,522,043
Budget Expended	86.8%

Construction Contract Status

Contract Name	Initial AMT	Current AMT	% Chng	Pending Changes	Work in Place	% Cmpit	CCD Date	NOC Date
BERNARDS - C0003740	29,131,825	29,131,825	0.0%	(361,943)	28,640,988	98.3%	04/30/2022	
Total	29,131,825	29,131,825	0.0%	(361,943)	28,640,988	98.3%		

EXPENDITURE WORKSHEET

Detailed Listing of Project Expenditures (SAB 184a)

Page 1 of 1

School District:	County:	Project Number:	Report Number:
Palm Springs Unified School District	Riverside	Project Name: Sunny Sands Elementary School - SS MOD - PH1 (SS MOD)	

Project Warrant Report (SAB 184a)

Date	Payee	Warrant Number	Fund Code	Object Code	Site (A)	Planning (B)	Construction (C)	Testing (D)	Inspection (E)	Furn' & Equip' (F)	Description / Purpose
01/10/23	Orbach Huff & Henderson, LLP	14359041	21	5810		185.60					legal services - November 2022
01/13/23	Orbach Huff & Henderson, LLP	14364667	21	5810		34.80					legal services - December 2022
03/22/23	Orbach Huff & Henderson, LLP	14423973	21	5810		1,134.86					legal services - February 2023
01/05/23	PBK ARCHITECTS, INC.	14354885	21	6210		64,605.04					Constr. Documents 95% complete
01/25/23	PBK ARCHITECTS, INC.	FT00001982	35	6210		66,069.98					transferred from C0004035-9383
01/25/23	PBK ARCHITECTS, INC.	FT00001982	21	6210		(66,069.98)					transfer to Fund 35
02/03/23	PBK ARCHITECTS, INC.	14381290	21	6210		42,432.80					Constr. Documents 100% complete
02/06/23	PBK ARCHITECTS, INC.	FT00002118	35	6210		(5,018.22)					part. rev. of transfer FT00001982
02/06/23	PBK ARCHITECTS, INC.	FT00002118	21	6210		5,018.22					part. reversal of FT00001982
02/07/23	PBK ARCHITECTS, INC.	FT00002128	21	6210		(1,938.16)					transfer 6% TK proration to Fund 35
02/07/23	PBK ARCHITECTS, INC.	FT00002128	35	6210		1,938.16					6% TK proration from Fund 21
03/06/23	PBK ARCHITECTS, INC.	14409263	21	6210		9,761.43					Schematic Design MPR 75% complete
01/25/23	DIVISION OF STATE ARCHITECT	FT00001992	21	6220		84,661.90					transferred from resource 9390
01/25/23	DIVISION OF STATE ARCHITECT	FT00001992	21	6220		(84,661.90)					transfer to resource 9383
01/25/23	DIVISION OF STATE ARCHITECT	FT00001982	35	6220		18,811.60					DSA Fees 6% TK proration
01/25/23	DIVISION OF STATE ARCHITECT	FT00001982	21	6220		(18,811.60)					move to Fund 35
01/04/23	EPIC ENGINEERS	RECEIPT 653	21	6240		(1,250.00)					Refund for INV 6678 - charged in error
01/18/23	Project Management	FT00001871	21	6245		2,181.44					Project Management October - December 22
01/19/23	Project Management	FT00001892	21	6245		1,367.00					Project Management October - December 22
01/23/23	DESERT SUN	FT00001939	21	6250		124.96					Ad - Request for RFQ, Warrant 14356258 1/6/2023
01/25/23	PBK ARCHITECTS, INC.	FT00001982	35	6250		1,995.29					transfer from Fund 21
01/25/23	PBK ARCHITECTS, INC.	FT00001982	21	6250		(1,995.29)					transfer to Fund 35
02/03/23	PBK ARCHITECTS, INC.	14381290	21	6250		6,750.00					Epic Engineers reimbursement
02/07/23	PBK ARCHITECTS, INC.	FT00002128	35	6250		405.00					6% TK from Fund 21
02/07/23	PBK ARCHITECTS, INC.	FT00002128	21	6250		(405.00)					transfer 6% TK to Fund 35
Totals						-	127,327.93	-	-	-	Total Project Costs:
										-	127,327.93

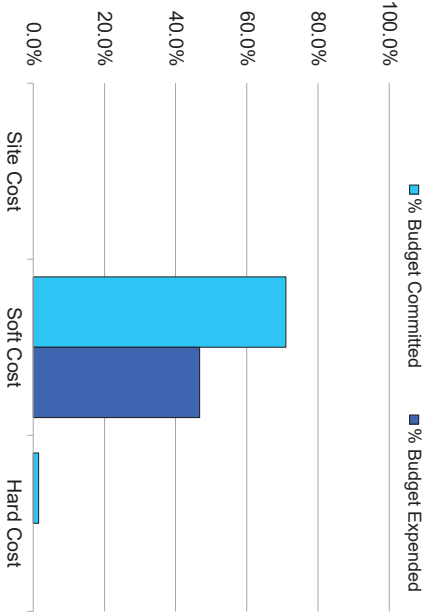


Sunny Sands Elementary School - SS MOD - PH1 (SS MOD)

Summary Status

Description	Budgeted	Committed	Expended
Site Cost	-	-	-
Soft Cost	3,736,619	2,651,671	1,747,178
Hard Cost	34,700,000	528,416	-
Contingency	1,661,780	-	-
Total	40,098,399	3,180,087	1,747,178
Budgeted Hard Cost	86.5%		

Progress



Budget Status

Initial Amount	1,000,000
Approved Changes	39,098,399
Pending Changes	-
Total	40,098,399
Budgeted Contingency	4.1%

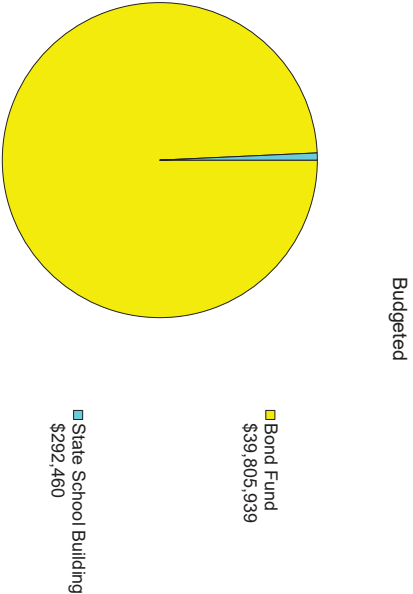
Committed Status

Initial Contracted AMT	3,181,277
Contract Changes	(1,190)
Total	3,180,087
Budget Committed	7.9%

Expenditure Status

Paid	1,747,178
In Process for PMT	-
Total	1,747,178
Budget Expended	4.4%

Funding Sources



Construction Contract Status

No Construction to report.
Construction is budgeted to start in FY 22-23.