



Consolidated Budget Status Report

Budget versus Commitments and Expenditures for Multiple Projects (thru 12/31/2014)

Budget vs. Commitments and Expenditures as of 12-31-2023

School Name/Project Name	Total Budget	Total Commitments	% Budget Committed	Expenditures to Date	% Budget Spent	Remaining Balance
Bubbling Wells MOD Design						
MEASURE E	38,068	38,068	100.0%	38,068	100.0%	-
MEASURE I	3,761,932	39,027		-		3,761,932
Total	3,800,000	77,095		38,068		3,761,932
Cathedral City High School MOD Design						
MEAS E - 4,531,721 incl. \$2,031,721 from Fire Alarms Phase 2	4,531,721	4,531,721	100.0%	3,731,957	82.4%	799,764
MEAS I = \$71,000,000	71,000,000	4,438,036	6.3%		0.0%	71,000,000
ESSER III & School Facilities Program Grant = 21,000,000	21,000,000					21,000,000
Total Budget	96,531,721	8,969,757		3,731,957		92,799,764
Della S. Lindley MOD Design						
MEAS E - 1,623,563 incl. \$623,563 from Fire Alarm Phase 2	1,623,563	1,623,563	100.0%	1,396,027.00	86.0%	227,536
MEAS I - \$18,250,000	25,750,000	2,200,547	8.5%	-	0.0%	25,750,000
Total	27,373,563	3,824,110.00		1,396,027.00		25,977,536
DLA 500 Building						
Measure E - \$1,200,000 prev. part of PSHS Seismic	1,200,000	1,200,000	100.0%	1,200,000	100.0%	-
Developer Fees - \$11,300,000	11,300,000	11,013,554	97.5%	7,296,377	64.6%	4,003,623
	12,500,000	12,213,554.00		8,496,377.00		4,003,623
Facilities Master Plan						
MEASURE E	450,000	335,520	74.6%	327,282	72.7%	122,718
James Workman MOD						
Measure E	9,410,000	3,569,340	37.9%	2,335,370	24.8%	7,074,630
Fund 40 - OPSC Closed-Out Project Reimbursements	18,006,048	-		-		18,006,048
Developer Fees - New Classroom Building only	22,533,952.00	22,533,952	100.0%	2,829,193	12.6%	19,704,759
Total	49,950,000	26,103,291		5,164,563		44,785,437
Landau MOD						
MEASURE E - incl. \$554,824 from Fire Alarms PH 2	5,021,313	5,021,313	100.0%	3,581,078	71.3%	1,440,235
MEASURE I	33,943,511	1,579,615	4.7%	553,319	1.6%	33,390,192
TK-State Grant	639,320		0.0%	-	0.0%	639,320
Total	38,964,824	6,600,928		4,134,397		34,830,427
Nellie Coffman Locker Room Upgrades						
MEASURE E	2,099,000	2,019,228	96.2%	230,019	11.0%	1,868,981
Palm Spring HS CR900&901 Upgrade						
MEASURE E	323,877	323,877	100.0%	323,877	100.0%	-
Palm Springs HS Seismic						
MEASURE E \$1.2 million was moved to DLA 500 BLDG \$170,000 to PROP39 PSHS BB Lights, 3 Million to FB for re-distribution	33,988,896	33,937,009	99.8%	33,862,443	99.6%	126,453
Palm Springs High School Locker Room HVAC						
MEASURE E	1,499,000	412,488	27.5%	226,683	15.1%	1,272,317
Sunny Sands MOD Design						
MEAS E - \$1,591,309 incl. \$591,309 from Fire Alarms Phase 2	6,156,266	6,156,266	100.0%	4,673,371	75.9%	1,482,895
MEAS I - \$38,215,000	33,649,673	1,488,698	4.4%	414,429	1.2%	33,235,244
School Facilities Project Grant - TK Design grant	292,460	227,830	77.9%	97,307	33.3%	195,153
	40,098,399	7,872,794	19.6%	5,185,107	12.9%	34,913,292
Measure E	Totals 66,341,704	59,168,393	89.2%	51,926,175	78%	14,415,529
Measure I	Totals 164,343,184	9,706,896	5.9%	967,748	1%	163,375,436
Other funding sources	Totals 73,771,780	33,775,336	45.8%	10,222,877	14%	63,548,903

EXPENDITURE WORKSHEET

Detailed Listing of Project Expenditures (SAB 184a)

School District:	County:	Project Number:	Report Number:
Palm Springs Unified School District	Riverside	Project Name: Cathedral City High School - CCHS MOD (CCHS MOD)	

Project Warrant Report (SAB 184a)

Date	Payee	Warrant Number	Fund Code	Object Code	Site (A)	Planning (B)	Construction (C)	Testing (D)	Inspection (E)	Furn' & Equip' (F)	Description / Purpose
11/29/23	DLR Group /Baker Nowicki	14666513	21	6210		55,376.75					Constr. Documents 100% complete, Agency 60% complete
10/31/23	Project Management	FT00001108	21	6245		4,208.06					Project Management July - September 2023
10/31/23	Project Management	FT00001107	21	6245		3,037.60					Project Management July - September 2023
10/12/23	West Coast Air Conditioning INC	14617830	06	6270			163,707.63				Emergency Roof Repair
Totals					-	62,622.41	163,707.63	-	-	-	Total Project Costs: 226,330.04

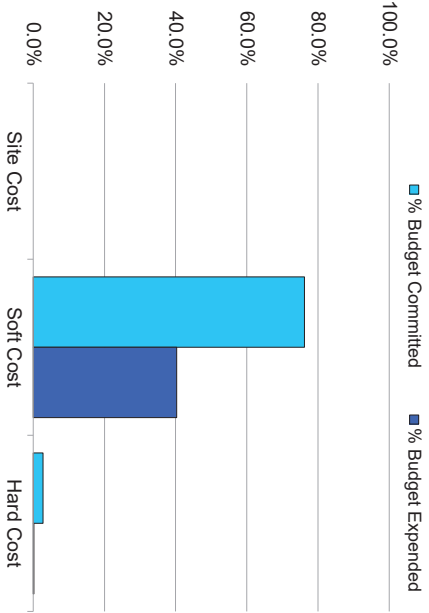


Cathedral City High School - CCHS MOD (CCHS MOD)

Summary Status

Description	Budgeted	Committed	Expended
Site Cost	-	-	-
Soft Cost	8,824,900	6,724,431	3,559,633
Hard Cost	82,115,000	2,245,325	172,324
Contingency	5,591,204	-	-
Total	96,531,104	8,969,757	3,731,957
Budgeted Hard Cost	85.1%		

Progress



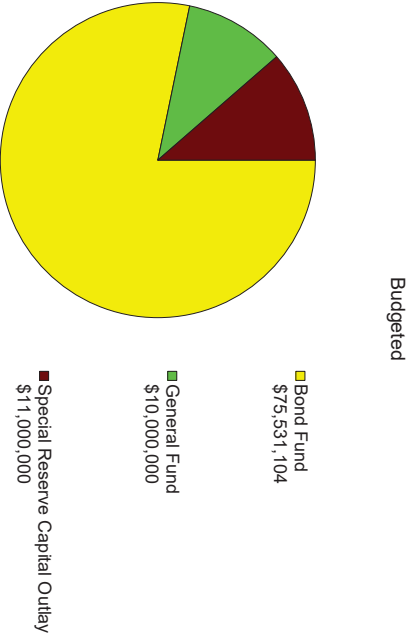
Budget Status

Initial Amount	2,500,000
Approved Changes	94,031,104
Pending Changes	-
Total	96,531,104
Budgeted Contingency	5.8%

Committed Status

Initial Contracted AMT	7,198,580
Contract Changes	1,771,176
Total	8,969,757
Budget Committed	9.3%

Funding Sources



Expenditure Status

Paid	3,723,340
District Held Retentions	8,616
Total	3,731,957
Budget Expended	3.9%

Construction Contract Status

Contract Name	Initial AMT	Current AMT	% Chng	Pending Changes	Work in Place	% Cmpmt	Contract Date	NOC Date
West Coast Air - C4761	2,029,073	2,029,073	0.0%	-	-	0.0%	09/14/2023	
West Coast Air - C4773	216,252	172,324	-20.3%	-	172,324	100.0%	09/11/2023	
Total	2,245,325	2,201,397	-2.0%	-	172,324	7.8%		

EXPENDITURE WORKSHEET

Detailed Listing of Project Expenditures (SAB 184a)

Page 1 of 1

School District:	County:	Project Number:	Report Number:
Palm Springs Unified School District	Riverside	Project Name: Desert Learning Academy - DLA 500 BLDG (DLA 500 BLDG)	

Project Warrant Report (SAB 184a)

Date	Payee	Warrant Number	Fund Code	Object Code	Site (A)	Planning (B)	Construction (C)	Testing (D)	Inspection (E)	Furn' & Equip' (F)	Description / Purpose
11/29/23	DLR Group /Baker Nowicki	14666514	25	6210		16,103.15					Constr. Admin. 83.77% complete
10/06/23	DIVISION OF STATE ARCHITECT	FT00000750	25	6220		2,000.00					Seismic Mitigation Phase 2 Fee
10/31/23	FY19 Project Management	FT00001107	25	6245		7,897.71					Project Management July - September 2023
12/11/23	DLR Group /Baker Nowicki	14679280	25	6250		45,750.00					Seismic PH2 Replace Analysis 75% complete
10/02/23	PACIFIC WESTERN BANK	14607027	25	6270			23,185.23				Escrow for Pay Application #9
10/27/23	PACIFIC WESTERN BANK	14633573	25	6270			32,539.28				Escrow for Pay Application #10
10/27/23	R.C. Construction Services INC	14633572	25	6270			618,246.45				Pay Application #10 Phase 2 Construction
11/21/23	R.C. Construction Services INC	14659222	25	6270			617,078.16				Pay Application #11 Phase 2 Construction
11/21/23	PACIFIC WESTERN BANK	14659215	25	6270			32,477.80				Escrow for Pay Application #11
11/20/23	EARTH SYSTEMS PACIFIC FORMERLY EARTH SYSTEMS SOUTHWEST	14658014	25	6280				2,441.00			Testing and Inspection - October 2023
10/12/23	STEPHEN PAYTE DSA INSPECTIONS, INC.	14617889	25	6290					12,220.00		DSA Inspections - September 2023
11/21/23	STEPHEN PAYTE DSA INSPECTIONS, INC.	14659216	25	6290					12,972.00		DSA Inspections - October 2023
12/18/23	STEPHEN PAYTE DSA INSPECTIONS, INC.	14686773	25	6290					8,178.00		DSA Inspections - November 2023
Totals					-	71,750.86	1,323,526.92	2,441.00	33,370.00	-	Total Project Costs: 1,431,088.78



Project Status

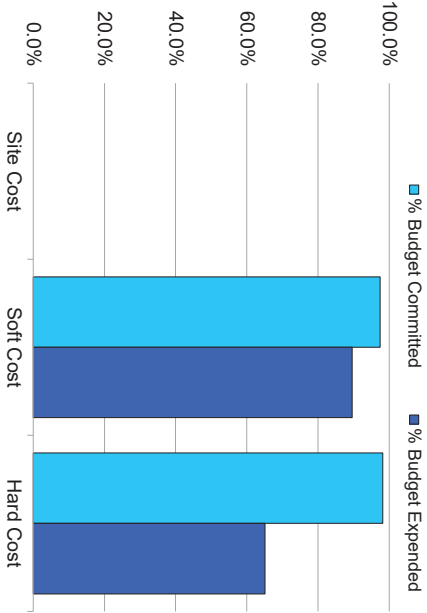
Budget, Commitments, Expenditures, Construction, Funding (thru 12/31/2023)

Desert Learning Academy - DLA 500 BLDG (DLA 500 BLDG)

Summary Status

Description	Budgeted	Committed	Expended
Site Cost	-	-	-
Soft Cost	1,587,027	1,546,101	1,421,403
Hard Cost	10,867,135	10,667,453	7,074,975
Contingency	45,838	-	-
Total	12,500,000	12,213,554	8,496,377
Budgeted Hard Cost	86.9%		

Progress



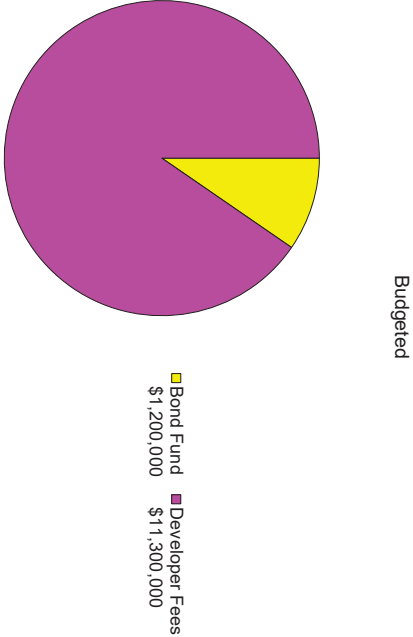
Budget Status

Initial Amount	5,200,000
Approved Changes	7,300,000
Pending Changes	-
Total	12,500,000
Budgeted Contingency	0.4%

Committed Status

Initial Contracted AMT	11,836,398
Contract Changes	318,688
Unencumbered Contract AMT	69,371
Total	12,224,458
Budget Committed	97.7%

Funding Sources



Expenditure Status

Paid	8,449,543
In Process for PMT	6,486
District Held Retentions	51,252
Total	8,507,281
Budget Expended	68.0%

Construction Contract Status

Contract Name	Initial AMT	Current AMT	% Chng	Pending Changes	Work in Place	% Cmpmt	Contract Date	NOC Date
Desert Concepts - INCR. 1	990,571	1,049,039	7.0%	-	1,025,039	97.7%	05/06/2022	
R Dependable - INCR.2	30,591	30,591	0.0%	-	30,591	100.0%	04/20/2022	
R.C. Construction	9,401,000	9,401,000	0.0%	(22,770)	5,997,758	63.8%	10/12/2022	
Total	10,422,162	10,480,630	0.6%	(22,770)	7,053,387	67.3%		

EXPENDITURE WORKSHEET

Detailed Listing of Project Expenditures (SAB 184a)

Page 1 of 1

School District:	County:	Project Number:	Report Number:
Palm Springs Unified School District	Riverside	Project Name: Della S Lindley - DSL Modernization (DSL MOD)	

Project Warrant Report (SAB 184a)

Date	Payee	Warrant Number	Fund Code	Object Code	Site (A)	Planning (B)	Construction (C)	Testing (D)	Inspection (E)	Furn' & Equip' (F)	Description / Purpose
11/21/23	Orbach Huff & Henderson, LLP	14659255	21	5810		504.00					legal services - October 23
10/12/23	PBK ARCHITECTS, INC.	14617831	21	6210		3,997.50					Bidding 100% complete
11/07/23	PBK ARCHITECTS, INC.	14644797	21	6210		2,108.93					Constr. Admin. 25% complete
12/06/23	PBK ARCHITECTS, INC.	14674775	21	6210		4,597.12					Constr. Admin. 50% complete
10/31/23	Project Management	FT00001108	21	6245		2,250.82					Project MGMT July - September 2023
10/31/23	Project Management	FT00001107	21	6245		3,124.38					Project MGMT July - September 2023
11/06/23	Burgess Moving & Storage	14643649	21	6250		1,044.00					400 moving boxes
12/01/23	Elite Modular Leasing and Sales	14669644	21	6276			86,999.76				Delivery, install, 1st year lease for 6 Classrooms
12/12/23	INTERMOUNTAIN LOCK & SUPPLY CO	14681182	21	6298			3,084.20				6 Locks for Interim Classrooms
11/20/23	EARTH SYSTEMS PACIFIC FORMERLY EARTH SYSTEMS SOUTHWEST	14658015	21	6280				2,260.00			Testing & Inspection - IH, October 2023
12/18/23	EARTH SYSTEMS PACIFIC FORMERLY EARTH SYSTEMS SOUTHWEST	14686702	21	6280				2,629.00			Testing & Inspection - IH, November 2023
10/12/23	STEPHEN PAYTE DSA INSPECTIONS, INC.	14617833	21	6290					784.00		DSA Inspections for Interim Housing
11/21/23	STEPHEN PAYTE DSA INSPECTIONS, INC.	14659217	21	6290					3,234.00		DSA Inspections for Interim Housing
12/18/23	STEPHEN PAYTE DSA INSPECTIONS, INC.	14686760	21	6290					10,682.00		DSA Inspections for Interim Housing
Totals					-	17,626.75	90,083.96	4,889.00	14,700.00	-	Total Project Costs: 127,299.71



Project Status

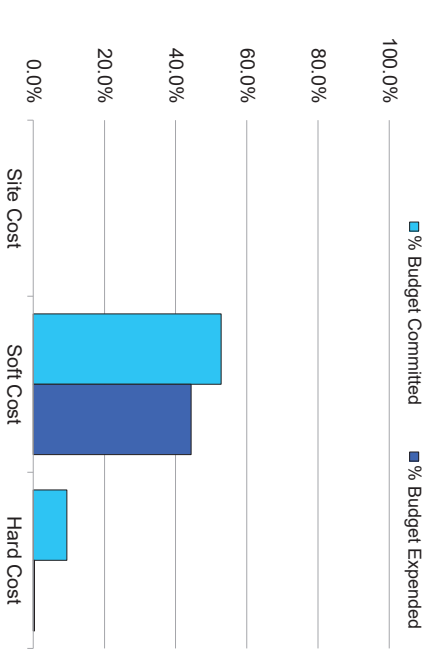
Budget, Commitments, Expenditures, Construction, Funding (thru 12/31/2023)

Della S Lindley - DSL Modernization (DSL MOD)

Summary Status

Description	Budgeted	Committed	Expended
Site Cost	-	-	-
Soft Cost	2,951,436	1,558,632	1,309,863
Hard Cost	24,028,201	2,265,477	86,164
Contingency	393,926	-	-
Total	27,373,563	3,824,110	1,396,027
Budgeted Hard Cost	87.8%		

Progress



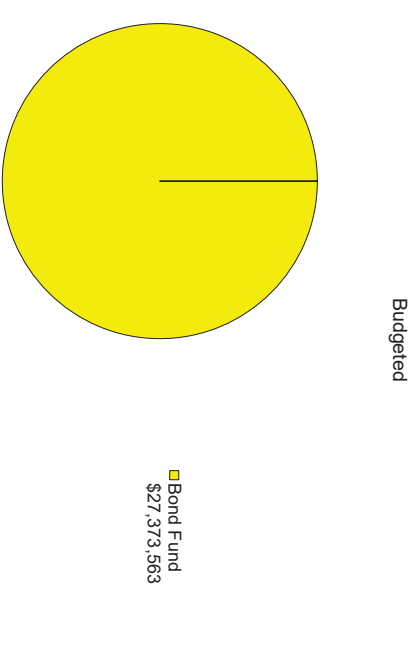
Budget Status

Initial Amount	1,000,000
Approved Changes	26,373,563
Pending Changes	-
Total	27,373,563
Budgeted Contingency	1.4%

Committed Status

Initial Contracted AMT	3,640,055
Contract Changes	184,055
Total	3,824,110
Budget Committed	14.0%

Funding Sources



Expenditure Status

Paid	1,396,027
In Process for PMT	21,330
Total	1,417,357
Budget Expended	5.1%

Construction Contract Status

Contract Name	Initial AMT	Current AMT	% Chng	Pending Changes	Work in Place	% Cmpit	CCD Date	NOC Date
West Coast Air - C0004762	855,842	855,842	0.0%	-	-	0.0%	09/13/2024	
West Coast Air - C0004768	1,168,950	1,168,950	0.0%	-	-	0.0%	12/31/2023	
Total	2,024,792	2,024,792	0.0%	-	-	0.0%		

EXPENDITURE WORKSHEET

Detailed Listing of Project Expenditures (SAB 184a)

Page 1 of 1

School District:	County:	Project Number:	Report Number:
Palm Springs Unified School District	Riverside	Project Name: James Workman Middle School - JWMS MOD (JWMS MOD)	

Project Warrant Report (SAB 184a)

Date	Payee	Warrant Number	Fund Code	Object Code	Site (A)	Planning (B)	Construction (C)	Testing (D)	Inspection (E)	Furn' & Equip' (F)	Description / Purpose
11/30/23	DLR Group /Baker Nowicki	14668266	21	6210		25,554.60					Agency 85% complete
12/04/23	Terracon Consultants, INC	14671185	25	6240		4,400.00					Phase 1 Environment Site Assessment
10/31/23	Project Management	FT00001108	21	6245		1,957.24					Project Management Hems, July - September 2023
11/13/23	Project Management	FT00001181	25	6245		3,878.17					Project Management Dominguez, July - September 2023
11/28/23	DLR Group /Baker Nowicki	14664361	25	6250		2,625.00					Proj. Cert.Cons.AUG-SEP 2023
12/01/23	Terracon Consultants, INC	14669712	21	6250		2,225.00	2,281,488.00				DTSC Application Submittal for Phase I ESA Review
12/15/23	BERNARDS GMP	14685874	25	6270							Pay Application #1 for INCR. 1 & 2
11/28/23	EARTH SYSTEMS PACIFIC FORMERLY EARTH SYSTEMS SOUTHWEST	14664360	21	6280				7,855.20			Testing & Inspection for October 2023, Incr. 1
12/18/23	EARTH SYSTEMS PACIFIC FORMERLY EARTH SYSTEMS SOUTHWEST	14686705	21	6280				17,047.50			Testing & Inspection for November 2023 - Incr. 1
12/18/23	EARTH SYSTEMS PACIFIC FORMERLY EARTH SYSTEMS SOUTHWEST	14686706	21	6280				4,020.00			Testing and Inspection for November 2023 - Incr. 2
10/20/23	STEPHEN PAYTE DSA INSPECTIONS, INC.	14627126	25	6290					5,616.00		DSA Inspections - September 23
11/21/23	STEPHEN PAYTE DSA INSPECTIONS, INC.	14659219	25	6290					16,224.00		DSA Inspections - October 23
12/14/23	STEPHEN PAYTE DSA INSPECTIONS, INC.	14684363	25	6290					16,432.00		DSA Inspections - November 23
Totals					-	40,640.01	2,281,488.00	28,922.70	38,272.00	-	Total Project Costs: 2,389,322.71

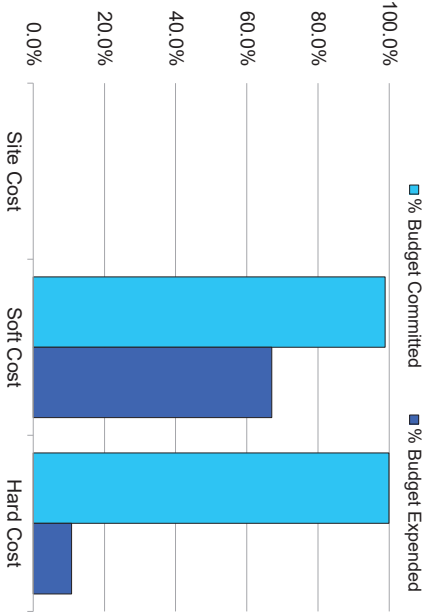


James Workman Middle School - JWMS MOD (JWMS MOD)

Summary Status

Description	Budgeted	Committed	Expended
Site Cost	-	-	-
Soft Cost	4,170,318	4,120,919	2,793,562
Hard Cost	22,000,000	21,982,372	2,371,001
Contingency	23,779,682	-	-
Total	49,950,000	26,103,291	5,164,563
Budgeted Hard Cost	44.0%		

Progress



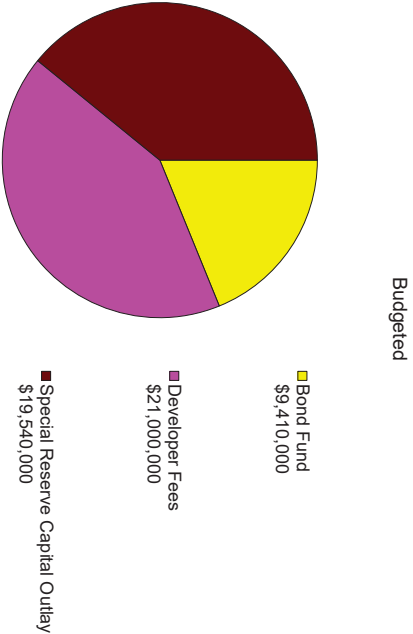
Budget Status

Initial Amount	2,000,000
Approved Changes	47,950,000
Pending Changes	-
Total	49,950,000
Budgeted Contingency	47.6%

Committed Status

Initial Contracted AMT	24,924,256
Contract Changes	1,179,036
Total	26,103,291
Budget Committed	52.3%

Funding Sources



Expenditure Status

Paid	5,014,613
In Process for PMT	60,437
Construction Withholds	89,513
Total	5,164,563
Budget Expended	10.3%

Construction Contract Status

Contract Name	Initial AMT	Current AMT	% Chng	Pending Changes	Work in Place	% Cmpmt	CCD Date	NOC Date
BERNARDS - C0004736	21,982,372	21,982,372	0.0%	-	2,371,001	10.8%	03/31/2025	
Total	21,982,372	21,982,372	0.0%	-	2,371,001	10.8%		

EXPENDITURE WORKSHEET

Detailed Listing of Project Expenditures (SAB 184a)

Page 1 of 1

School District:	County:	Project Number:	Report Number:
Palm Springs Unified School District	Riverside	Project Name: Landau Elementary School - LAN MOD - PH1 (LAN MOD)	

Project Warrant Report (SAB 184a)

Date	Payee	Warrant Number	Fund Code	Object Code	Site (A)	Planning (B)	Construction (C)	Testing (D)	Inspection (E)	Furn' & Equip' (F)	Description / Purpose
10/23/23	Orbach Huff & Henderson, LLP	14627704	21	5810		315.00					legal services - September 2023
10/12/23	PBK ARCHITECTS, INC.	14617834	21	6210		13,285.88					Constr. Documents 35% complete
11/06/23	PBK ARCHITECTS, INC.	14643678	21	6210		28,616.27					Constr. Documents 50% complete
12/05/23	PBK ARCHITECTS, INC.	14672708	21	6210		11,843.00					Constr. Admin 75% complete
12/04/23	Terracon Consultants, INC	14671186	21	6240		4,200.00					Environmental Site Assessment
10/31/23	Project Management	FT00001108	21	6245		2,642.26					Project MGMT Hers - July - September 2023
11/13/23	Project Management	FT00001181	21	6245		4,402.24					Project MGMT Dominguez - July - September 2023
10/06/23	CITY OF CATHEDRAL CITY	FT00000750	21	6250		46,040.00					1st year license fee for adjacent property used for contractor staging
10/06/23	CITY OF CATHEDRAL CITY	FT00000751	21	6250		1,484.23					Permit fee for Construction Entrance
11/06/23	Fidelity National Title Company	FT00001132	21	6250		1,000.00					Easement Interest Owner's Policy
11/29/23	State Water Resource Control Board	FT00001333	21	6250		830.22					SWRCB Application Number SA566153
12/01/23	Terracon Consultants, INC	14669710	21	6250		2,225.00					DTSC Application Submittal for Phase I ESA Review
12/05/23	Burgess Moving & Storage	FT00001379	21	6250		939.60					moving boxes for move to interim housing
12/01/23	BERNARDS GMP	14669612	21	6276			1,297,285.00				Construction IH - October 23
12/15/23	BERNARDS GMP	14685873	21	6276			521,203.00				Construction IH - November 23
11/03/23	MTGL, INC.	14641558	21	6280				1,019.09			Material Testing & Inspections - October 2023
12/12/23	MTGL, INC.	14681184	21	6280				1,744.91			Material Testing & Inspection - November 2023
10/20/23	Vital Inspection Services INC	14627128	21	6290					460.00		DSA Inspections for Interim Housing - September 23
11/21/23	Vital Inspection Services INC	14659220	21	6290					7,130.00		DSA Inspections for Interim Housing - October 23
12/14/23	Vital Inspection Services INC	14684393	21	6290					6,900.00		DSA Inspections for Interim Housing - November 23
Totals					-	117,823.70	1,818,488.00	2,764.00	14,490.00	-	Total Project Costs: 1,953,565.70



Project Status

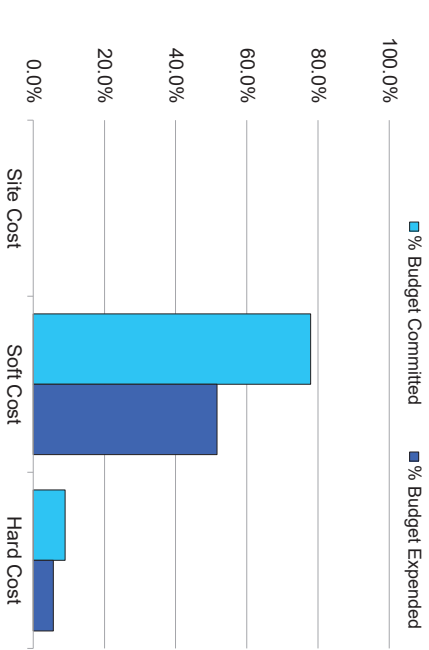
Budget, Commitments, Expenditures, Construction, Funding (thru 12/31/2023)

Landau Elementary School - LAN MOD - PH1 (LAN MOD)

Summary Status

Description	Budgeted	Committed	Expended
Site Cost	-	-	-
Soft Cost	4,228,545	3,295,503	2,181,771
Hard Cost	34,100,000	3,062,658	1,932,626
Contingency	1,275,599	-	-
Total	39,604,144	6,358,160	4,114,397
Budgeted Hard Cost	86.1%		

Progress



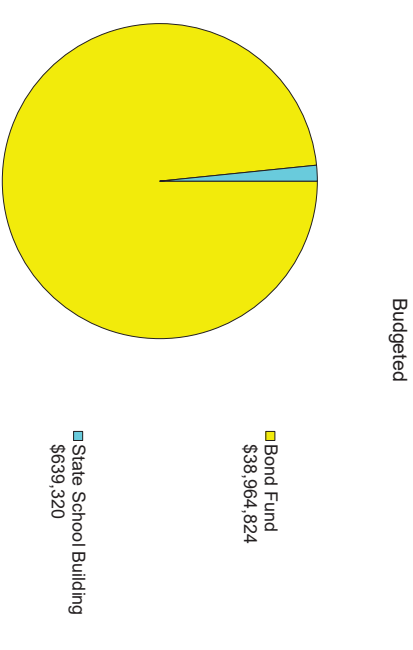
Budget Status

Initial Amount	1,000,000
Approved Changes	38,604,144
Pending Changes	-
Total	39,604,144
Budgeted Contingency	3.2%

Committed Status

Initial Contracted AMT	6,291,074
Contract Changes	67,087
1.1%	
Total	6,358,160
Budget Committed	16.1%

Funding Sources



Expenditure Status

Paid	3,904,595
In Process for PMT	95,664
Construction Withholds	114,138
Total	4,114,397
Budget Expended	10.4%

Construction Contract Status

Contract Name	Initial AMT	Current AMT	% Chng	Pending Changes	Work in Place	% Cmpit	CCD Date	NOC Date
BERNARDS - C0004738 IH	3,043,710	3,043,710	0.0%	-	1,932,626	63.5%	12/31/2023	
Total	3,043,710	3,043,710	0.0%	-	1,932,626	63.5%		

EXPENDITURE WORKSHEET

Detailed Listing of Project Expenditures (SAB 184a)

School District:	County:	Project Number:	Report Number:
Palm Springs Unified School District	Riverside	Project Name: Nellie Coffman Middle School - NNC Locker Room Upgrades (NNC LR UPG)	

Project Warrant Report (SAB 184a)

Date	Payee	Warrant Number	Fund Code	Object Code	Site (A)	Planning (B)	Construction (C)	Testing (D)	Inspection (E)	Furn' & Equip' (F)	Description / Purpose
10/18/23	SGH Architects	14623998	21	6210		4,480.00					Constr. Admin. 10% complete
11/07/23	SGH Architects	14644773	21	6210		2,240.00					Constr. Admin. 15% complete
12/18/23	SGH Architects	14686771	21	6210		2,240.00					Constr. Admin. 20% complete
10/31/23	Project Management	FT00001107	21	6245		3,037.58					Project Management July - September 2023
11/01/23	Wilson Trucking	14637310	21	6250		800.00					Transport Shipping Container to NNC for storage needs during construction
Totals					-	12,797.58	-	-	-	-	Total Project Costs: 12,797.58



Project Status

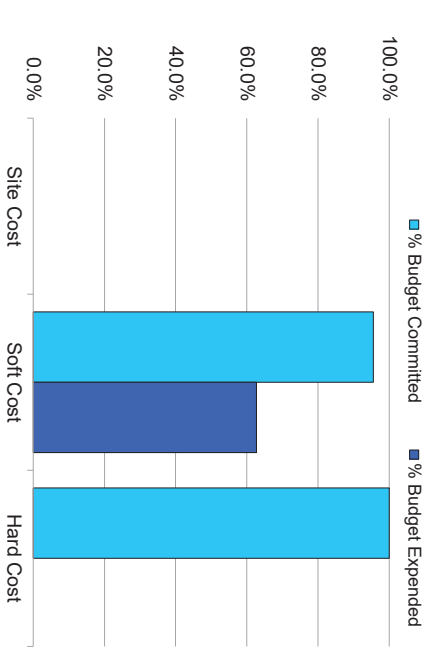
Budget, Commitments, Expenditures, Construction, Funding (thru 12/31/2023)

Nellie Coffman Middle School - NNC Locker Room Upgrades (NNC LR UPG)

Summary Status

Description	Budgeted	Committed	Expended
Site Cost	-	-	-
Soft Cost	366,607	350,338	230,019
Hard Cost	1,668,890	1,668,890	-
Contingency	63,503	-	-
Total	2,099,000	2,019,228	230,019
Budgeted Hard Cost	79.5%		

Progress



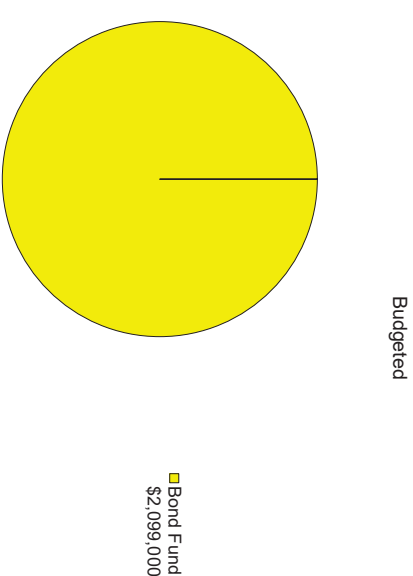
Budget Status

Initial Amount	2,000,000
Approved Changes	99,000
Pending Changes	-
Total	2,099,000
Budgeted Contingency	3.0%

Committed Status

Initial Contracted AMT	2,014,364
Contract Changes	4,864
Total	2,019,228
Budget Committed	96.2%

Funding Sources



Expenditure Status

Paid	219,729
In Process for PMT	10,290
Total	230,019
Budget Expended	11.0%

Construction Contract Status

Contract Name	Initial AMT	Current AMT	% Chng	Pending Changes	Work in Place	% Cmpit	CCD Date	NOC Date
R Dependable Constr.	1,668,890	1,668,890	0.0%	-	-	0.0%	04/06/2024	
Total	1,668,890	1,668,890	0.0%	-	-	0.0%		

EXPENDITURE WORKSHEET

Detailed Listing of Project Expenditures (SAB 184a)

Page 1 of 1

School District:	County:	Project Number:	Report Number:
Palm Springs Unified School District	Riverside	Project Name: Palm Springs High School - PSHS CR 900 & 901 Updates (PSHS CR Updates)	

Project Warrant Report (SAB 184a)

Date	Payee	Warrant Number	Fund Code	Object Code	Site (A)	Planning (B)	Construction (C)	Testing (D)	Inspection (E)	Furn' & Equip' (F)	Description / Purpose
06/15/22	SGH Architects	14192233	21	6210		450.00					Schematic Design 5% complete
08/10/22	SGH Architects	14233501	21	6210		900.00					Schematic Design 15% complete
09/09/22	SGH Architects	14255821	21	6210		13,650.00					Schematic Design 100% complete, Design Development 50% complete
10/12/22	SGH Architects	14285131	21	6210		19,500.00					Construction Documents 75% complete
11/09/22	SGH Architects	14311230	21	6210		8,250.00					Construction Documents 100% complete
12/07/22	SGH Architects	14335230	21	6210		2,250.00					Bidding 100% complete
02/10/23	SGH Architects	14388197	21	6210		1,200.00					Constr. Admin. 10% complete
03/10/23	SGH Architects	14413844	21	6210		600.00					Constr. Admin. 15% complete
04/21/23	SGH Architects	14455246	21	6210		4,200.00					Constr. Admin. 50% complete
05/10/23	SGH Architects	14474576	21	6210		3,000.00					Constr. Admin. 75% complete
06/13/23	SGH Architects	14508593	21	6210		3,300.00					Constr. Admin. 100% complete, DSA Close out 10% complete
06/30/23	SGH Architects	AP00000012	21	6210		450.00					Close Out 25% complete / Warrant #: 14537226 Date: 7/17/2023
08/11/23	SGH Architects	14558445	21	6210		1,500.00					Close out 75% complete
09/13/23	SGH Architects	14586920	21	6210		750.00					Closeout 100% complete
02/01/23	5M Contracting	14379550	21	6240		1,500.00					Asbestos Survey
06/30/22	Project Management	YE00000254	21	6245		1,666.74					Project Management January - June 2022
10/11/22	Project Management	FT00000887	21	6245		1,875.46					Project Management July - September 2022
01/18/23	Project Management	FT00001887	21	6245		928.97					Project Management October - December 2022
05/02/23	Project Management	FT00003142	21	6245		1,776.10					Project Management January - March 2023
06/30/23	Project Management	YE00000339	21	6245		821.84					Project Management April - June 2023
10/31/23	Project Management	FT00001107	21	6245		433.93					Project Management July - September 2023
06/30/22	RIVERSIDE COUNTY CLERK	YE00000170	21	6250		51.14					Notice of Exemption - UPG CR 900 & 901
10/31/22	PLANIT PRINTWORKS FORMERLY PLANIT REPROGRAPHICS	FT00001252	21	6250		14.60					Post to Plan Room
05/12/23	Reed Family Enterprises	14476447	21	6270			184,810.10				Pay Application #1
06/30/23	Reed Family Enterprises	GP00101062	21	6270			11,475.60				Retention - Warrant # 14609529 10/3/2023
06/30/23	Reed Family Enterprises	GP00101062	21	6270			33,226.25				Pay Application #2 - warrant14566836 8/9/23
05/22/23	5M Contracting	14485839	21	6298			14,999.00				Asbestos Removal
09/20/23	CDW GOVERNMENT	14593765	21	4400						10,297.16	2 75" ViewBoard Interactive Display Bundles with Trolley Cart, incl. recycle fees
Totals					-	69,068.78	244,510.95	-	-	10,297.16	Total Project Costs: 323,876.89

EXPENDITURE WORKSHEET

Detailed Listing of Project Expenditures (SAB 184a)

School District:	County:	Project Number:	Report Number:
Palm Springs Unified School District	Riverside	Project Name: Palm Springs High School - PSHS Locker Room HVAC REPL. (PSHS LR HVAC)	

Project Warrant Report (SAB 184a)

Date	Payee	Warrant Number	Fund Code	Object Code	Site (A)	Planning (B)	Construction (C)	Testing (D)	Inspection (E)	Furn' & Equip' (F)	Description / Purpose
11/16/23	DIVISION OF STATE ARCHITECT	FT00001235	21	6210		7,987.50					DSA Fees
11/28/23	DLR Group /Baker Nowicki	14664359	21	6210		29,260.00					Constru. Documents 95% complete
10/31/23	Project Management	FT00001108	21	6245		195.72					Project Management July - September 2023
Totals					-	37,443.22	-	-	-	-	Total Project Costs: 37,443.22

EXPENDITURE WORKSHEET

Detailed Listing of Project Expenditures (SAB 184a)

School District:	County:	Project Number:	Report Number:
Palm Springs Unified School District	Riverside	Project Name: Palm Springs High School - Palm Springs HS Seismic Imprvs (PSHS SEISMIC)	

Project Warrant Report (SAB 184a)

Date	Payee	Warrant Number	Fund Code	Object Code	Site (A)	Planning (B)	Construction (C)	Testing (D)	Inspection (E)	Furn' & Equip' (F)	Description / Purpose
10/31/23	Project Management FY18	FT00001107	21	6245		433.93					Project Management July - September 2023
10/11/23	BERNARDS GMP	14616433	21	6270			13,352.09				Interest for LLB PYMT #1per agreement
11/07/23	BERNARDS GMP	14644711	21	6270			12,138.26				Interest for LLB PYMT #2, per agreement final payment
Totals					-	433.93	25,490.35	-	-	-	Total Project Costs: 25,924.28



Project Status

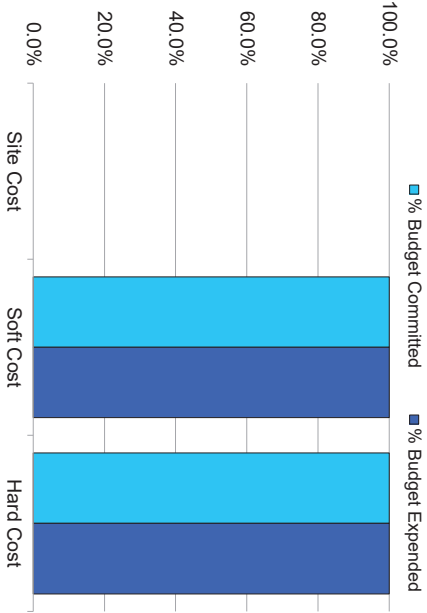
Budget, Commitments, Expenditures, Construction, Funding (thru 12/31/2023)

Palm Springs High School - PSHS CR 900 & 901 Updates (PSHS CR Updates)

Summary Status

Description	Budgeted	Committed	Expended
Site Cost	-	-	-
Soft Cost	69,069	69,069	69,069
Hard Cost	254,808	254,808	254,808
Contingency	-	-	-
Total	323,877	323,877	323,877
Budgeted Hard Cost 78.7%			

Progress



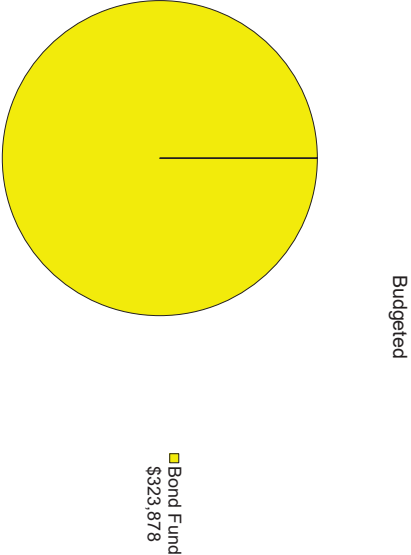
Budget Status

Initial Amount	960,000
Approved Changes	(636,122)
Pending Changes	-
Total	323,878
Budgeted Contingency 0.0%	

Committed Status

Initial Contracted AMT	340,499
Contract Changes	(16,622)
Total	323,877
Budget Committed 100.0%	

Funding Sources



Expenditure Status

Paid	323,877
Total	323,877
Budget Expended 100.0%	

Construction Contract Status

Contract Name	Initial AMT	Current AMT	% Chng	Pending Changes	Work in Place	% Cmpit	CCD Date	NOC Date
Reed	256,970	229,512	-10.7%	-	229,512	100.0%	04/22/2023	08/29/2023
Total	256,970	229,512	-10.7%	-	229,512	100.0%		



Project Status

Budget, Commitments, Expenditures, Construction, Funding (thru 12/31/2023)

Palm Springs High School - PSHS Locker Room HVAC REPL. (PSHS LR HVAC)

Summary Status

Description	Budgeted	Committed	Expended
Site Cost	-	-	-
Soft Cost	402,988	412,488	226,683
Hard Cost	1,096,012	-	-
Contingency	-	-	-
Total	1,499,000	412,488	226,683
Budgeted Hard Cost	73.1%		

Budget Status

Initial Amount	1,499,000
Pending Changes	-
Total	1,499,000
Budgeted Contingency	0.0%

Committed Status

Initial Contracted AMT	412,488
Total	412,488
Budget Committed	27.5%

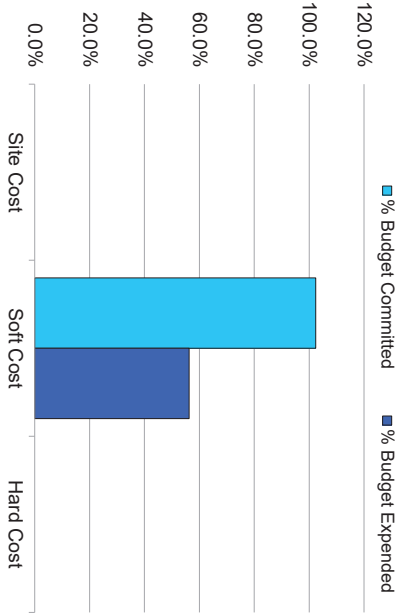
Expenditure Status

Paid	206,733
In Process for PMT	19,950
Total	226,683
Budget Expended	15.1%

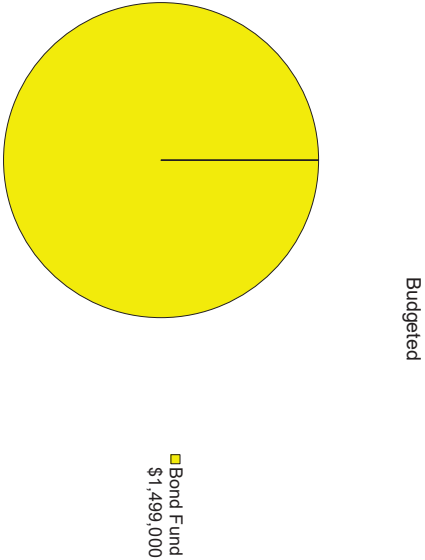
Construction Contract Status

No Construction to report.
Construction is budgeted to start in FY 23-24.

Progress



Funding Sources





Project Status

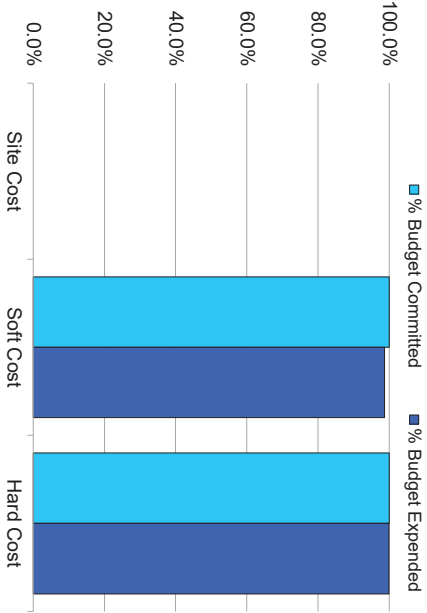
Budget, Commitments, Expenditures, Construction, Funding (thru 12/31/2023)

Palm Springs High School - Palm Springs HS Seismic Imprvs (PSHS SEISMIC)

Summary Status

Description	Budgeted	Committed	Expended
Site Cost	-	-	-
Soft Cost	4,689,557	4,689,556	4,629,431
Hard Cost	29,247,454	29,247,453	29,233,012
Contingency	51,885	-	-
Total	33,988,896	33,937,009	33,862,443
Budgeted Hard Cost	86.1%		

Progress



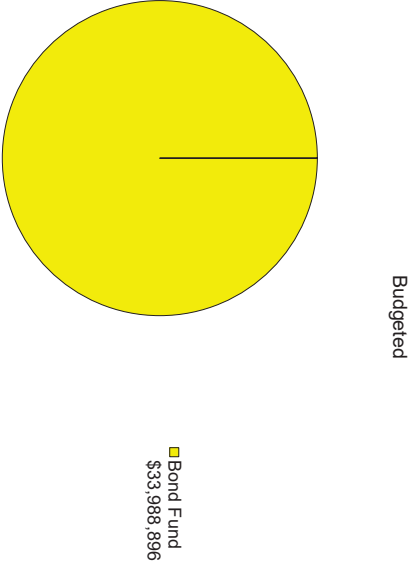
Budget Status

Initial Amount	43,000,000
Approved Changes	(9,011,104)
Pending Changes	-
Total	33,988,896
Budgeted Contingency	0.2%

Committed Status

Initial Contracted AMT	33,925,664
Contract Changes	11,344
Total	33,937,009
Budget Committed	99.8%

Funding Sources



Expenditure Status

Paid	33,862,443
Total	33,862,443
Budget Expended	99.6%

Construction Contract Status

Contract Name	Initial AMT	Current AMT	% Chng	Pending Changes	Work in Place	% Cmpit	CCD Date	NOC Date
BERNARDS - C0003740	29,131,825	28,766,170	-1.3%	-	28,766,170	100.0%	04/30/2022	
Total	29,131,825	28,766,170	-1.3%	-	28,766,170	100.0%		

EXPENDITURE WORKSHEET

Detailed Listing of Project Expenditures (SAB 184a)

Page 1 of 1

School District:	County:	Project Number:	Report Number:
Palm Springs Unified School District	Riverside	Project Name: Sunny Sands Elementary School - SS MOD - PH1 (SS MOD)	

Project Warrant Report (SAB 184a)

Date	Payee	Warrant Number	Fund Code	Object Code	Site (A)	Planning (B)	Construction (C)	Testing (D)	Inspection (E)	Furn' & Equip' (F)	Description / Purpose
10/12/23	PBK ARCHITECTS, INC.	14617835	21	6210		13,285.88					Constr. Documents 35% complete
11/02/23	PBK ARCHITECTS, INC.	14638914	21	6210		28,700.04					Constr. Documents 50% complete
12/05/23	PBK ARCHITECTS, INC.	14672704	21	6210		11,926.81					Constr. Admin75% complete
12/04/23	Terracon Consultants, INC	14671184	21	6240		4,200.00					Phase 1 Environmental Site Assessment
10/31/23	Project Management	FT00001108	21	6245		2,642.26					Project Management Hems, July-September 2023
11/13/23	Project Management	FT00001181	21	6245		3,982.99					Project Management Dominguez, July - September 2023
10/03/23	BILINGUAL COMMUNICATIONS LLC	14607584	21	6250		78.65					translation of Construction Notice Bulletin
10/06/23	CITY OF CATHEDRAL CITY	FT00000751	21	6250		1,484.23					Permit fee for Construction Entrance
10/23/23	State Water Resource Control Board	FT00000958	21	6250		509.64					Storm Water Application Fee
11/06/23	Fidelity National Title Company	FT00001132	21	6250		1,000.00					Easement Interest Owner's Policy
11/29/23	Burgess Moving & Storage	14666539	21	6250		6,799.20					moving labor to interim housing
12/01/23	Terracon Consultants, INC	14669711	21	6250		2,225.00					DTSC Application Submittal for Phase I ESA Review
11/09/23	Elite Modular Leasing and Sales	14648337	21	6276			259,270.00				10 interim housing classrooms, incl. 1st year lease, delivery and install
12/01/23	BERNARDS GMP	14669613	21	6276			1,368,266.00				Construction IH - October 23
12/11/23	Elite Modular Leasing and Sales	14679305	21	6276			89,270.88				2 RR BLDG, incl. 1st year lease, delivery and install
12/15/23	BERNARDS GMP	14685872	21	6276			1,152,735.00				Construction IH - November 23
12/12/23	INTERMOUNTAIN LOCK & SUPPLY CO	14681185	21	6298			7,196.46				12 Locks for IH Classrooms
11/03/23	MTGL, INC.	14641560	21	6280				304.50			Material Testing & Inspection - October 2023
12/12/23	MTGL, INC.	14681186	21	6280				3,540.40			Material Testing & Inspection - November 2023
10/20/23	Vital Inspection Services INC	14627127	21	6290					460.00		DSA Inspections for Interim Housing - September 23
11/21/23	Vital Inspection Services INC	14659218	21	6290					6,440.00		DSA Inspections for Interim Housing - October 23
12/14/23	Vital Inspection Services INC	14684394	21	6290					7,590.00		DSA Inspections for Interim Housing - November 23
Totals					-	76,834.70	2,876,738.34	3,844.90	14,490.00	-	Total Project Costs:
											2,971,907.94

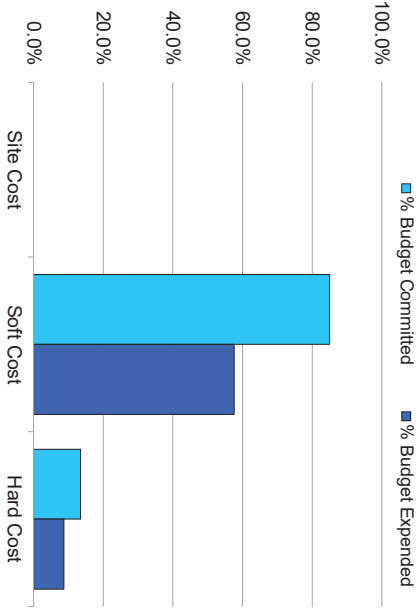


Sunny Sands Elementary School - SS MOD - PH1 (SS MOD)

Summary Status

Description	Budgeted	Committed	Expended
Site Cost	-	-	-
Soft Cost	3,736,619	3,175,626	2,153,560
Hard Cost	34,700,000	4,697,168	3,031,547
Contingency	1,661,780	-	-
Total	40,098,399	7,872,794	5,185,107
Budgeted Hard Cost	86.5%		

Progress



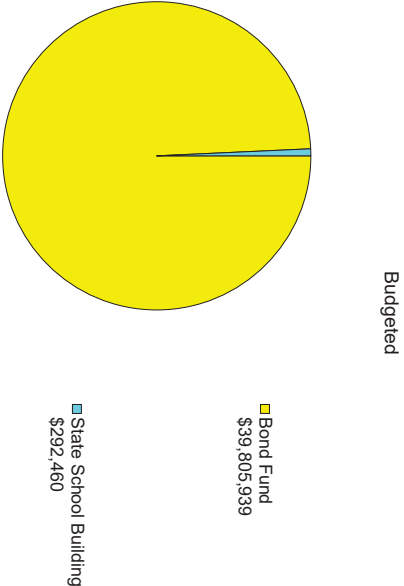
Budget Status

Initial Amount	1,000,000
Approved Changes	39,098,399
Pending Changes	-
Total	40,098,399
Budgeted Contingency	4.1%

Committed Status

Initial Contracted AMT	7,810,381
Contract Changes	62,414
Total	7,872,794
Budget Committed	19.6%

Funding Sources



Expenditure Status

Paid	4,932,688
In Process for PMT	97,610
Construction Withholds	154,809
Total	5,185,107
Budget Expended	12.9%

Construction Contract Status

Contract Name	Initial AMT	Current AMT	% Chng	Pending Changes	Work in Place	% Cmpit	CCD Date	NOC Date
BERNARDS - C0004737 IH	4,128,204	4,128,204	0.0%	-	2,675,810	64.8%	12/31/2023	
Total	4,128,204	4,128,204	0.0%	-	2,675,810	64.8%		