


Building Rapport & Communication

Presented by: The Behavior Team



Our Field Trip Facilitators!



Jurell Nieves
*Behavior
Interventionist*



Becky Carr
*Behavior
Interventionist*



Velvia Copland
*Behavior
Interventionist*



Paula Soufl
*Behavior
Interventionist*

TOSA Facilitators



Kelly Dean



Kelly Block



**Jennifer
Avner**



Susan Smith



Dean Troup



Agenda

 *Introduction to CAB-S*

 *Who is involved in Rapport Building*

Activity

 *What is Rapport Building*

 *Why build Rapport*

 *How to build Rapport*

Activity

 *Effective communication*



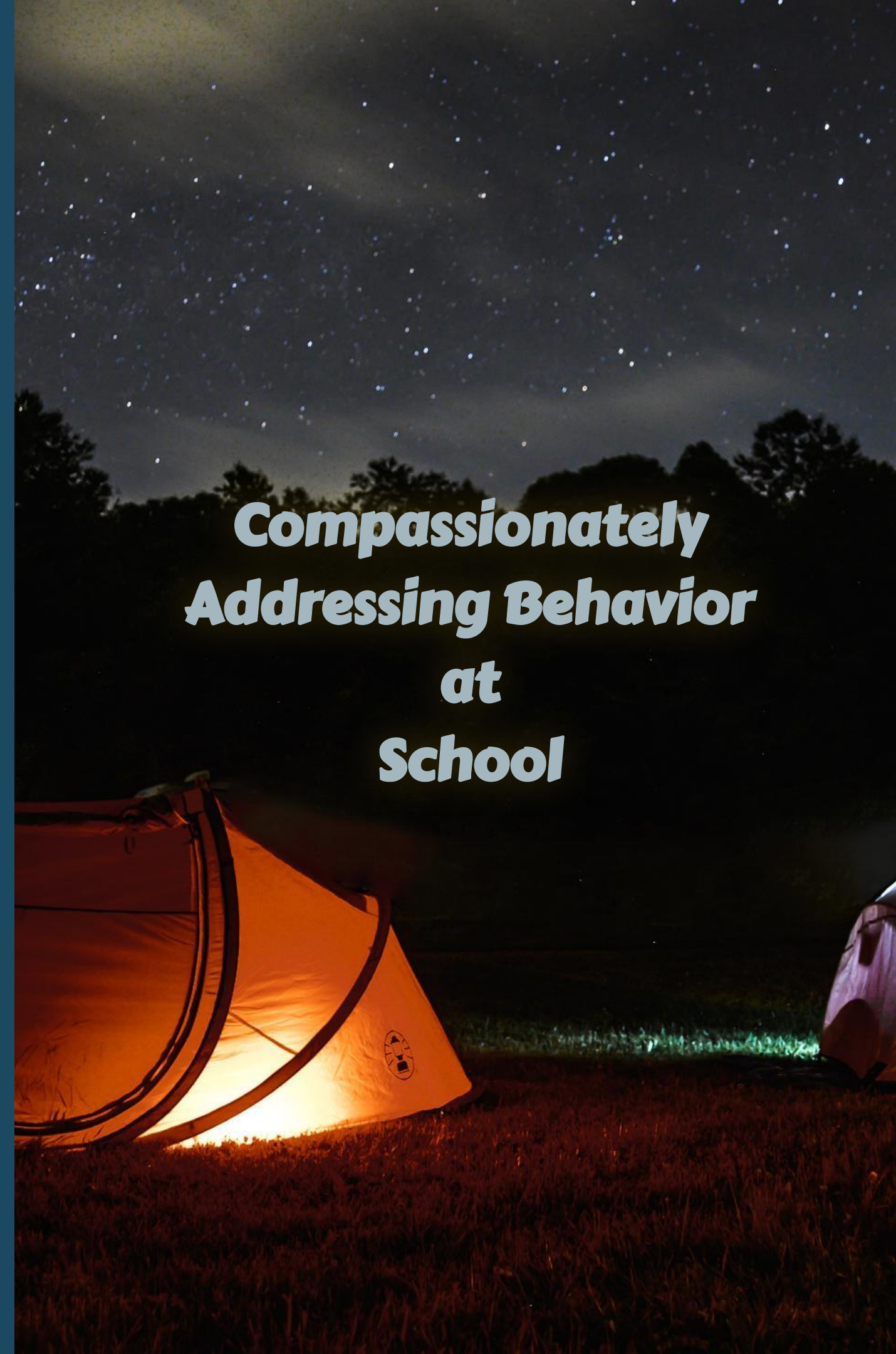
CAB-S

CAB-S is a 10 part training series that The Special Education Behavior team will present every first Wednesday of every month beginning in August 2023 and ending in May 2024

**Compassion is concern
for another's
well-being with a
desire to help.**

***When educators show
compassion, they prove
that each student is a
valued, important
member of the class***

**Compassionately
Addressing Behavior
at
School**



CAB-S 10 SERIES TRAINING

**1. Building Rapport
and Communication**



**2. Behavior Basics
Antecedent Package
Interventions**



**3. Reinforcement,
Consequences, &
Reactive Strategies**

4. De-escalation

**5. Functional Equivalent
Replacement Behaviors
(FERBS)**



**6. Managing Disruption
with
Non compliance/Refusal**



**7. Managing Physical
Aggression**

**8. Managing
Property
Destruction**



**9. Managing
Elopement**

**10. Trauma Informed
Intervention
Strategies**





Who is Involved

First
Let's take a walk into the past

Can you remember your K-12 teachers?

Is there one special teacher you will never forget?

Why is that?

Are there teachers you have forgotten?

Why?



IT IS ALL ABOUT RELATIONSHIPS!

Students are more likely to be engaged in learning when meaningful relationships exist between them and their teachers





Who?

Teacher
Para-Educators
Principals
Counselors
School Psychologist
**ANYONE INVOLVED IN
THE LEARNING PROCESS**



Who else on campus is involved with or has the ability to build rapport?


Activity

In Person



On the paper provided:


- Write 2-3 unique things about yourself



Presenter

After 2-3 minutes of writing take the next 10 minutes to share with everyone (talking outloud) something unique about you.
Collect all answers at the end of activity

ZOOM



Send the host a **PRIVATE CHAT** of 2-3 things that are unique about yourself

What is Rapport Building?



“The ability to build rapport is what separates the good salespeople from the great ones. It’s not always easy, but it’s worth it.”

Bill Gates



Rapport

Definition *a friendly, harmonious relationship characterized by trust, agreement, mutual understanding, or empathy that makes communication possible or easy*

- For trust to form in a relationship, good rapport must be established and maintained
- Like any other social and emotional skill, compassion can be cultivated with rapport building. Rapport building includes the following:
 - Active listening
 - Positive encouragement and reinforcement
 - Respectful behavior toward the teacher, peers, and the classroom
 - Awareness of students' feelings
 - Gratitude for help received
 - Forgiveness for mistakes

How does this relate to you and your role in the classroom?

What are the areas you struggle most with Rapport building?



Why

Build Rapport?



Build Rapport

**Can minimize anxiety,
increase student
participation, structure and
encourage social interaction,
foster a positive learning
environment, and increase
learning.**



Why

- *Everyone has a deeper understanding of the school vision/mission.*
- *A school culture is shaped that reaches out to everyone.*
- *Students feel valued and supported, and they are more engaged in their learning.*
- *Increased trust, buy-in, and support are given by community members.*

Accessibility



Showing care and respect of others point of view



Modesty

Personality

Approachability

Empathy

Humor





There are several effective qualities that teachers possess and use related to rapport

Why Build Rapport

In the classroom

- *Rapport sets the stage for learning outcomes, and it can encourage participation.*
- *Feeling safe in the classroom can help students take more of the risks needed to engage in higher levels of learning and thinking.*
- *High levels of student-teacher rapport create positive learning environments.*
- *Students interact with each other more.*
- *Students express opinions without fear.*
- *Students ask questions with ease.*
- *More learning, fun learning, motivation to learn.*
- *Increases retention and student success.*
- *Easier classroom management – prevents incivility*




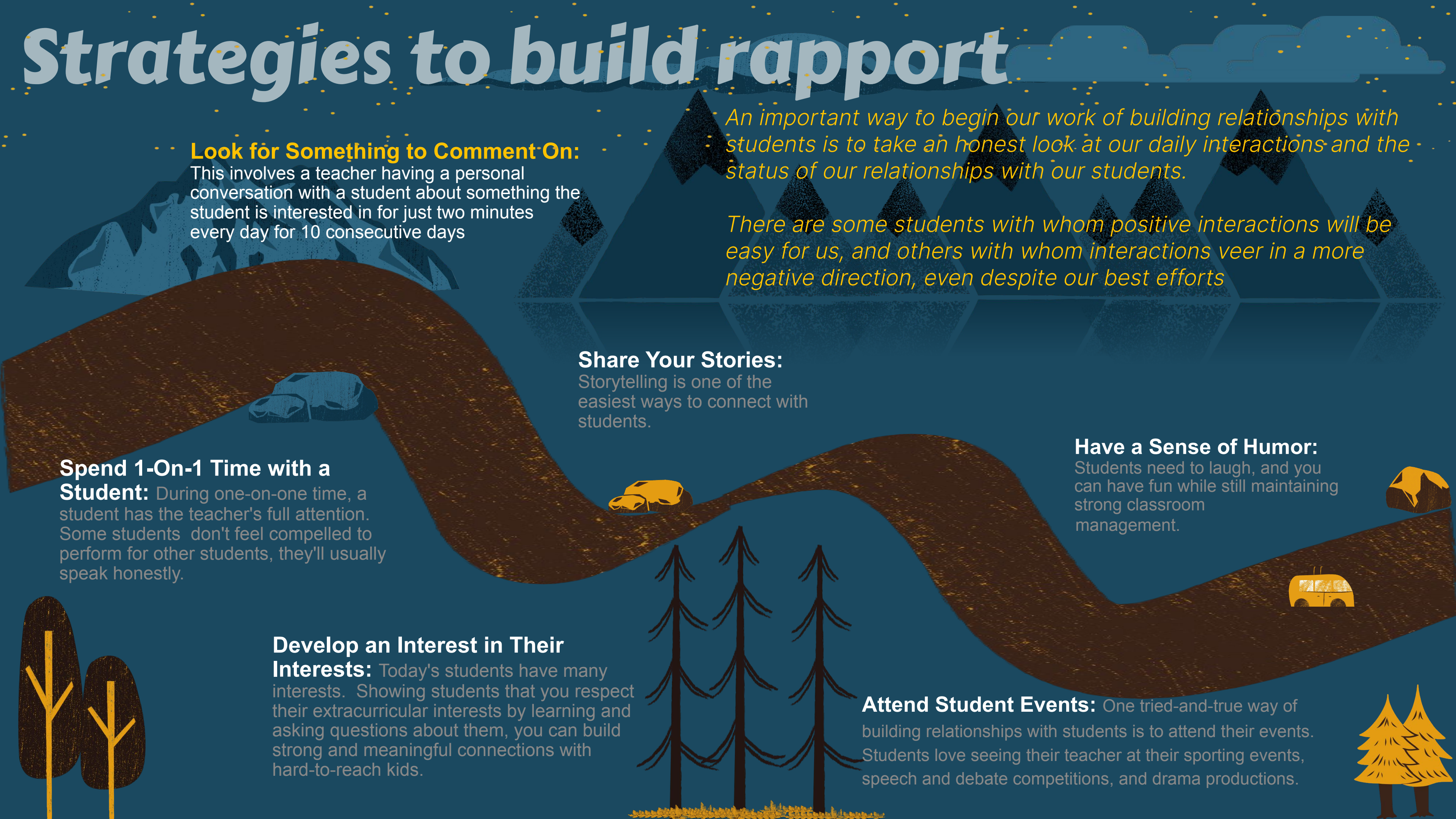


Video Q&A



- 1. What aspects of the video are related to Building Rapport?*
- 2. What was the most interesting or surprising thing you learned from the video?*
- 3. What was the most important or valuable thing you took away from the video?*
- 4. How do you think the information from the video will impact your thinking or behavior in the future?*





Strategies to build rapport

Look for Something to Comment On:

This involves a teacher having a personal conversation with a student about something the student is interested in for just two minutes every day for 10 consecutive days

An important way to begin our work of building relationships with students is to take an honest look at our daily interactions and the status of our relationships with our students.

There are some students with whom positive interactions will be easy for us, and others with whom interactions veer in a more negative direction, even despite our best efforts

Share Your Stories:

Storytelling is one of the easiest ways to connect with students.

Spend 1-On-1 Time with a Student:

During one-on-one time, a student has the teacher's full attention. Some students don't feel compelled to perform for other students, they'll usually speak honestly.

Have a Sense of Humor:

Students need to laugh, and you can have fun while still maintaining strong classroom management.

Develop an Interest in Their Interests:

Today's students have many interests. Showing students that you respect their extracurricular interests by learning and asking questions about them, you can build strong and meaningful connections with hard-to-reach kids.

Attend Student Events: One tried-and-true way of building relationships with students is to attend their events. Students love seeing their teacher at their sporting events, speech and debate competitions, and drama productions.

How & What

**Build community
(ex. use icebreakers)**

**Be Approachable
out of class**

**Have incentives
available**

**Create ,use personally
relevant class examples.**

**Promote class
discussion.**

**Learn something about
your students' interests**





Activity

IN PERSON

Participants, will see a list of the responses made and will try their best to match each response to the person who made them.

ZOOM

The host will read out the responses received in the private chat. Participants will try and guess which set of unique statements belongs to who.



Effective


Communication



Effective Communication



 *Everything we do is communication.*

 *The way we begin our message often determines the outcome of the communication.*

 *The way the message is delivered always affects the way the message is received.*

The three principles of

Effective Communication

Sharing your feelings and needs openly and tactfully

Assertiveness

Understanding the feelings, thoughts, and needs of the other person

Inquiry

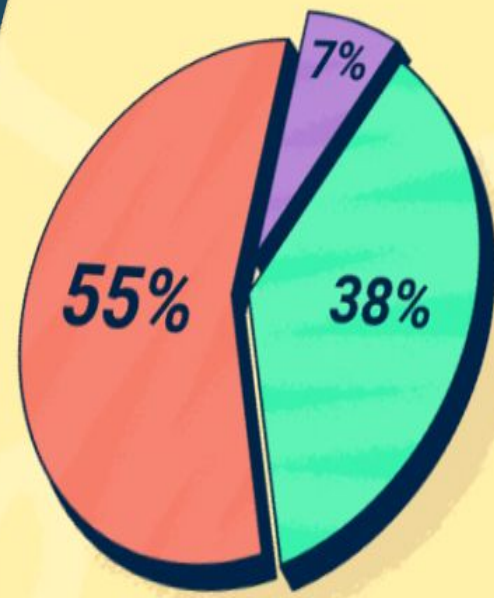
Empathy

Asking gentle, probing questions to find out more about the other person's feelings, thoughts, and needs

Our Destinations



ELEMENTS OF PERSONAL COMMUNICATION




55% body language
38% voice and tone
7% spoken words

The 7-38-55 Rule indicates that only 7% of all communication is done through verbal communication, the words we speak, whereas the nonverbal component of our daily communication, such as the tonality of our voice, make up 38% and 55% from the speaker's body language and facial expressions.



Effective Communication

 Communication helps our students to develop relationships and has the potential to create paths for greater opportunities.

 Communication skills are a prominent quality in truly great leaders.



Credits

1. <https://www.flyfivesel.org/wp-content/uploads/2021/09/Article-1-Cultivating-Compassion-in-the-Classroom.pdf>
2. https://www.powershow.com/view4/67fed2-Y2Y1Z/Ensuring_Student_Engagement_Through_Building_Meaningful_Relationships_powerpoint_ppt_presentation
3. <https://www.usf.edu/atle/documents/handout-rapport.pdf>
4. <https://files.eric.ed.gov/fulltext/EJ1034594.pdf>
5. <https://www.berkeleywellbeing.com/rapport.html>
6. https://www.cdc.gov/tb/education/skillscourse/participant/slidehandouts/day1/day_1_communication_skills_for_building_rapport.pdf
7. <https://turnaroundusa.org/wp-content/uploads/2020/06/BuildingRelationships-WestEd.pdf>
8. https://www.westpoint.edu/sites/default/files/inline-images/centers_research/center_for_teching_excellence/PDFs/mtp_project_papers/Dyrenforth_14.pdf
9. <https://www.youtubeeducation.com/watch?v=AN7X3fzmN04>



Credits

Slides Carnival

This presentation template is free for everyone to use thanks to the following:

SlidesCarnival

for the presentation template

Pexels

for the photos



Credits

(SPECIAL EDUCATION)

MaryRose Cachola, M.Ed., BCBA: Mcachola@psusd.us

Elizabeth “Becky” Carr, RBT: Ecarr@psusd.us

Velvia Copeland, M.Ed: Vcopeland@psusd.us

Jurell Nieves, B.S: Jnieves@psusd.us

Paula Soufl, M.S: PSoufl@psusd.us

(SPED TOSA's)

Kelly Dean KDean1@psusd.us

Kelly Block KBlock@psusd.us

Jennifer Avner JAvner@psusd.us

Dean Troup DTroup@psusd.us

Susan Smith SSmith7@psusd.us

(GENERAL EDUCATION)

Tammy Heo, M.S., BCBA: Theo@psusd.us

Sarah Martin, TOSA: Smartin@psusd.us

Brittany “Rose” Davila, BS: Bdavila@psusd.us

